

# AC/DC - Shake Your Foundations

Tom: **G**

(Malcolm Young, Angus Young & Brian Johnson)

Publicado sobre  
Who Made Who

Tablatura de guitarra  
Intro: Rhythm Fig. 1

end Fig. 1

Rhythm Fig. 2  
end Fig. 2

Rhythm Fig. 3  
end Fig. 3

Chorus **A**

Ending of 2nd

Guitar 2

Ending of 2nd Chorus **B**  
Guitar 1

Rhythm Fig. 4a guitar 2  
end Fig. 4a

|Rhythm Fig. 4b guitar 3  
end Fig. 4b

Solo 1 guitar 1

E|---U.B.---U.B.---U.B.---U.B.---U.B.---  
----|  
B|---8---7---10---8---7---  
----|  
G|-10 --9 ---12 ---10 --9 --5p0-5p0-5p0-5p0-|

|Rhythm Fig. 5 guitar 2

E|-----  
----|  
B|-----3-----3-----  
----|  
G|-----2-----2-----2--5-----  
----|  
D|-----0-----2-----0--5-----  
----|  
A|-----0-----3-----  
----|  
E|-----  
----|

Guitar 1

E|-----U.B.-----  
----|  
B|-----10-----  
----|  
G|-7p0-7p0-7p0-7p0--5p0-5p0-5p0-5p0-7p0-7p0-7p0-12  
|

|guitar 2  
end Fig. 5

E|-----  
----|  
B|-----  
----|  
G|-0-----5-----0-----2-----  
----|  
D|-0-----5-----0-----2-----  
----|  
A|-----3-----0-----  
----|  
E|-3-----3-----

----|

Guitar 1

Guitar 1  
end Solo 1

Outro Solo

E|-13p10-13p10~~~~~15- --13---13-13 ---15---B-----|  
B|-----B-----15-----B-----18 --  
|  
G|-----  
----|

Hold bend--

E|-15---B-----15---B-----18 -----B-----  
|  
B|----18 ----18 ~~~~~B-----15-15 ~-13 ---|  
G|-----H.B.-----  
----|

E|-13---B-----13---B-----H.B.-----H.B.-----  
----|  
B|----13 ----13 ---13 --13 -13 -----|  
G|-----  
----|

Guitar 1  
end of outro solo

E|-20 -----  
|  
B|---B-----18--18 ~~~~~FREE TIME-----  
|  
G|-----  
----|

|Guitar 2

|End of song Fig. 6  
end of song Fig. 6

E|-----  
----|  
B|---3---3---3-----3---  
----|  
G|---2---0---0-----2---  
----|  
D|---0---0---0-----0---  
----|  
A|-----  
----|  
E|---3---3-----  
----|

Shake Your Foundations (Young/Young/Johnson)

Intro: (1x)

Rhythm Fig. 1 (2x)

Rhythm Fig. 1 w/ Fig. 4a and 4b (2x))

Rhythm Fig. 1 (3x) then play the 1st bar of Fig. 1

You gotta see me leanin' on the bar. I got my head in a  
whiskey jar.

Feelin' good 'cause the city's alive, I'm getting ready to  
rock and jive.

I get up an' I slide across the floor, You wanna come an' I'll  
meet you at the door.

No one can stop us, 'cause we're feelin' too right, We're  
gonna steal our way

Rhythm Fig. 2 (1X)

Around tonight. Alright. Alright. Ooh.\_\_\_\_

Rhythm Fig. 3 (2x)

Aye, aye, oh, Shake your foundations. Aye, aye, oh, Shake it  
to the floor.

Aye, aye, oh, Shake your foundations. Aye, aye, oh, Shake it!  
Rhythm Fig. 1 w/ Fig. 4a and 4b (2x))

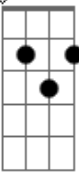
Rhythm Fig. 1 (3x) then play the 1st bar of Fig. 1

I was takin' no liberties.  
She's getting' hotter off the heat on me. I was oilin', she was slick,  
Lickin' off the sweat on her favorite trick, yeah. Help me, help me, please, yeah.  
Take this animal, help me to breathe. I said, "No, no way."  
You gotta come with me.  
Rhythm Fig. 2 (1X)  
All of the way. O.K. I'll play.\_\_\_\_  
Rhythm Fig. 3 (1x) then 1st 2 bars of Fig. 3 w/ Ending of 2nd Chorus **A** and **B**  
Aye, aye, oh, Shake your foundations. Aye, aye, oh, Shake it to the floor.  
Aye, aye, oh, Shake your foundations. Aye, aye, oh, Shake it to the floor. Oh!  
Solo 1 w/ Fig. 5 (2x)  
Rhythm Fig. 3 (2x)  
Aye, aye, oh, Shake your foundations. Aye, aye, oh, Shake it

to the floor.  
Aye, aye, oh, Shake your foundations. Aye, aye, oh, Shake it! Rhythm Fig. 1 w/ Fig. 4a and 4b (2x))  
Rhythm Fig. 1 (3x) then play the 1st bar of Fig. 1  
We had the night, we had the time. She had sugar and I had wine.  
Took my hand, shook me to the core, Told her not touch, but she was  
Rhythm Fig. 2 (1X)  
Comin' back for more. You know what for. Aye, aye, aye, aye. Rhythm Fig. 3 (3x) w/ Outro solo  
Aye, aye, oh, Shake your foundations. Aye, aye, oh, Shake it to the floor.  
Aye, aye, oh, Shake your foundations. Aye, aye, oh, Shake it to the floor.  
Aye, aye, oh, Shake your foundations. Aye, aye, oh, Shake it to the floor.  
Last 2 bars of Fig. 3, then the End of the song Fig. 6  
Aye, aye, oh, Shake your foundations. Make you so eager.

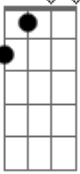
Acordes

**G**



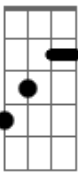
© ukulele-chords.com

**A**



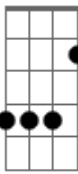
© ukulele-chords.com

**B**



© ukulele-chords.com

**E**



© ukulele-chords.com