

# Adam Sandler - Seven Foot Man

Tom: **A**

of 1999

Preliminary Notes:  
This is a really easy song to play, especially if you listen to the song a few times before playing it.  
The song's rhythm is slow, easy-going, played by two guitars (one, I assume is accoustic, and one is either another accoustic or bass)

tabbed by deadman187  
The song has 3 major parts to it:  
Intro: Verse  
Chorus  
The only chord ever played in this song is E.  
**E** - 022100  
-----  
The song has a continuous backup sequence going:

It sometimes changes to:

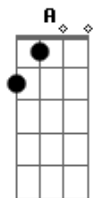
The key to knowing when to change is by the tone of Adam's voice.  
Sometimes there's a short bridge in the end of each verse, and it goes like this:  
E|-----  
--|  
B|-----  
--|  
G|-----  
--|  
D|-----  
--|  
A|-----2--7-0----and the riff goes on-----

--|  
E|-----0--7--0-----  
--|  
Intro: -----  
The intro is played on a CLASSIC guitar probably, since it has simultaneous chords, which makes it highly unusual someone played it with his fingers on an accoustic guitar.  
What's brought here is the lead notes, that if you play good enough, sounds almost like the original.

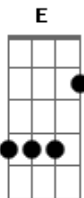
E|--7--10--9-9-7-7-5-5-4-4-4--2-2/4-2-0-----  
-----|  
B|-----|  
-----|  
G|-----|  
-----|  
D|--Once again, I tabbed what sounded more logical than what--  
-----|  
A|-----I thought I'd heard-----  
-----|  
E|-----  
-----|

Verse 1 (with the continuous riff in the back)  
Chorus  
**E**  
Verse 2  
Chorus 2  
**E**  
Verse 3  
**E**  
**E E E**

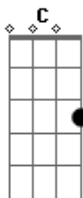
## Acordes



© ukulele-chords.com



© ukulele-chords.com



© ukulele-chords.com