

# Alice In Chains - Phantom Limb

Tom: **A**

(com acordes na forma de )

Afinação: **E<sub>b</sub> A<sub>b</sub> D<sub>b</sub> G<sub>b</sub> B<sub>b</sub>**

**E<sub>b</sub>** Intro starts off like this:

It continues on that part for a while, and once the full band kicks in, these notes are played over the main riff:

The verse continues on the main riff with the notes on the **E** string muted. After the verse, it hits this pre-chorus sort of part; like this:

Then it goes back to the second verse. After that, it comes back into the pre-chorus

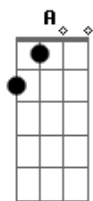
part. Then the chorus:

Then, at around 2:56, it goes to this bridge-like part:

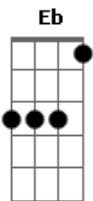
After that cool jam, it goes back into the main riff, which is played throughout the solo. The solo is just like this:

After the solo, it goes back into the verse. The pre-chorus follows the verse. Then to the chorus again. After the chorus, it goes back to the cool bridge/breakdown part. Then the song fades out and ends.

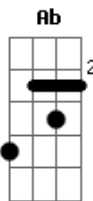
## Acordes



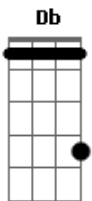
© ukulele-chords.com



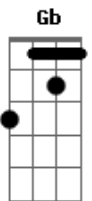
© ukulele-chords.com



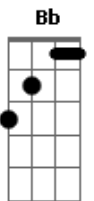
© ukulele-chords.com



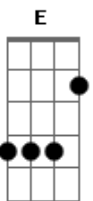
© ukulele-chords.com



© ukulele-chords.com



© ukulele-chords.com



© ukulele-chords.com