

Almah? - Warm Wind

tom: Cm (forma dos acordes no tom de Am) Capotraste na 3ª casa [Intro] C C7M F7M C C7M F7M

[Primeira Parte]

Am7 C
All the sweetest words I can say
Dm7 F7M
Are not enough to describe you
G
So I say
C C7M
All I feel is peace, calm and grace
Dm7 F7M
When you are here just by my side
G
And I pray
F7M G Am
For your life, for your dreams, for your soul
D
You're indeed
F7M G C
My purest beautiful love

(C G)

[Refrão]

Am F7M
Warm wind
G C C7M
Fills my heart with love
F7M Gb G Ab
I wish you all the best you can get
Am F7M G C C7M F7M
So live your life as a lovely dawn
G C
Bright and lighting the stars

[Solo] C G F7M C G F7M

[Segunda Parte]

Am C
I've been waiting for someone like you
Dm7 F7M G
But I didn't think I'd have such a gift
C C7M
Dreams come, dreams go and you're always here
Dm7 F7M
'Cause you're real and part of me
G
So I pray
F7M Em Am
For your life, for your dreams, for your soul
D
You're indeed

F7M G C
My purest beautiful love

(C G)

[Refrão]

Am F7M
Warm wind
G C C7M
Fills my heart with love
F7M Gb G Ab
I wish you all the best you can get
Am F7M G C C7M F7M
So live your life as a lovely dawn
G Am
Bright and lighting the stars

[Solo] Am F7M C Am F7M C Am F7M C Dm Em F7M G C

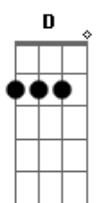
[Ponte]

Ab Bb7
All we live together will always be forever
Db Ab
You do believe, you've got a friend
Eb Fm
I know you'll live some hard moments, it's life
Db C
But never alone

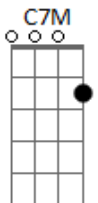
[Refrão]

Am F7M
Warm wind
G C C7M
Fills my heart with love
F7M Gb G Ab
I wish you all the best you can get
Am F7M G C C7M F7M
So live your life as a lovely dawn
G F7M
Bright and lighting the stars
G F7M
Shining right through my heart
G C
You're my beautiful love

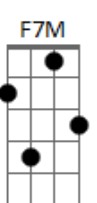
Acordes



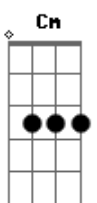
© ukulele-chords.com



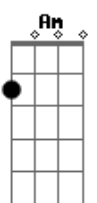
© ukulele-chords.com



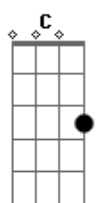
© ukulele-chords.com



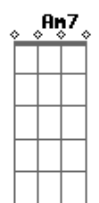
© ukulele-chords.com



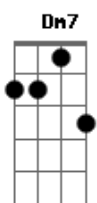
© ukulele-chords.com



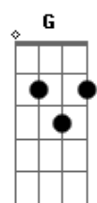
© ukulele-chords.com



© ukulele-chords.com



© ukulele-chords.com



© ukulele-chords.com

Gb

© ukulele-chords.com

Detailed description: A 4-string ukulele fretboard diagram for the Gb chord. The strings are numbered 1 to 4 from top to bottom. The 1st string has a bar across the 2nd and 3rd frets. The 2nd string has a dot at the 2nd fret. The 3rd string has a dot at the 2nd fret. The 4th string has a dot at the 2nd fret.

Ab

© ukulele-chords.com

Detailed description: A 4-string ukulele fretboard diagram for the Ab chord. The strings are numbered 1 to 4 from top to bottom. The 1st string has a bar across the 2nd and 3rd frets. The 2nd string has a dot at the 2nd fret. The 3rd string has a dot at the 2nd fret. The 4th string has a dot at the 2nd fret. A '2' with a tilde symbol is written above the 2nd string.

En

© ukulele-chords.com

Detailed description: A 4-string ukulele fretboard diagram for the En chord. The strings are numbered 1 to 4 from top to bottom. The 1st string has an open circle above it. The 2nd string has a dot at the 2nd fret. The 3rd string has a dot at the 2nd fret. The 4th string has a dot at the 2nd fret.

Dn

© ukulele-chords.com

Detailed description: A 4-string ukulele fretboard diagram for the Dn chord. The strings are numbered 1 to 4 from top to bottom. The 1st string has a dot at the 2nd fret. The 2nd string has a dot at the 2nd fret. The 3rd string has a dot at the 2nd fret. The 4th string has a dot at the 2nd fret. A diamond symbol is above the 4th string.

Bb7

© ukulele-chords.com

Detailed description: A 4-string ukulele fretboard diagram for the Bb7 chord. The strings are numbered 1 to 4 from top to bottom. The 1st string has a bar across the 2nd and 3rd frets. The 2nd string has a dot at the 2nd fret. The 3rd string has a dot at the 2nd fret. The 4th string has a dot at the 2nd fret.

Db

© ukulele-chords.com

Detailed description: A 4-string ukulele fretboard diagram for the Db chord. The strings are numbered 1 to 4 from top to bottom. The 1st string has a bar across the 2nd and 3rd frets. The 2nd string has a dot at the 2nd fret. The 3rd string has a dot at the 2nd fret. The 4th string has a dot at the 2nd fret.

Eb

© ukulele-chords.com

Detailed description: A 4-string ukulele fretboard diagram for the Eb chord. The strings are numbered 1 to 4 from top to bottom. The 1st string has a dot at the 2nd fret. The 2nd string has a dot at the 2nd fret. The 3rd string has a dot at the 2nd fret. The 4th string has a dot at the 2nd fret.

Fn

© ukulele-chords.com

Detailed description: A 4-string ukulele fretboard diagram for the Fn chord. The strings are numbered 1 to 4 from top to bottom. The 1st string has a dot at the 2nd fret. The 2nd string has a dot at the 2nd fret. The 3rd string has a dot at the 2nd fret. The 4th string has a dot at the 2nd fret. A diamond symbol is above the 1st string.