

Amon Amarth - Masters Of War

Tom: **A** (int)| (4x) | (end of riff)

From the Album - THE CRUSHER
Version 1.0 - Oct 2001

Transcribed by: TerminalX

For Questions, Comments, Newest Version, or Corrections
contact
Phil: at

NOTE: This is the beef of it.. i don't know all the 2nd guitar Riff **D** (break down..."Masters of war.."
parts yet.

. - palm mute / - slide up to
\ - slide down to ~ - vibrato
h - hammer on b - bend
p - pull off Suffixes for bend
ph - pinch harmonic

- see comment r - release t - tap bend
X - percussion mute ~ - vibrato bend
@ - slight palm mute - Hold note until next note

" - Tremolo until next note

Tune Gtr to **B**

MASTERS OF WAR

Riff **A** (listen to **CD** for rhythm, completely palm muted)

. . .

Riff **B** (Main riff. int means first time played/starting note) Don't know solo, but that's the beef

Play **B** a couple times, then play Riff **A** again 4x
Play Riff **B** another couple times

Riff **C**

Gtr 1

Little lick to link to next part

these are the notes for the palm muting - in order
listen to beat to get it

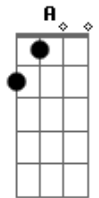
After palm muting they play this variation

Riff **C** again

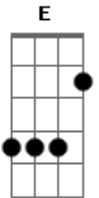
Then this riff played once before **C** is played again

Riff **C**
Riff **A** until End

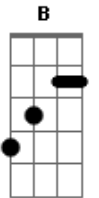
Acordes



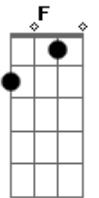
© ukulele-chords.com



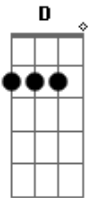
© ukulele-chords.com



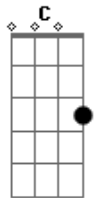
© ukulele-chords.com



© ukulele-chords.com



© ukulele-chords.com



© ukulele-chords.com