

Arto Lindsay - Into Shade

tom:

Intro: Bm Bm

Bm G
Kiss on the corner of the mouth

Dm C Bm
While plants grow strong behind the glass

G
Proximity is what it is

Dm C Bm
And curves repeat to disarray

G
The roots could grow right through the glass

Dm C Bm
But distance also has a ring

G Bm
Glimpses when we turn away

Em Bm
The elemental can't hold sway

G E
Moisture in and moisture out

Bm Em Bm
Nestled in down and beads of sweat

G E
Every hour has its day

Em Gbm
You shut your eyes to keep me out

Em A A
But I don't need

Bm
To see

Bm Gbm
You stand directly in the light

Em A A
Flush with the door

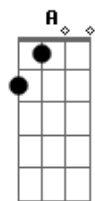
Bm
Then shade

[Solo] Bm Gbm

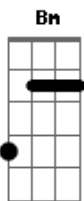
Bm G
Two scenes that cut together well

Dm C Bm
Reflecting things they never say

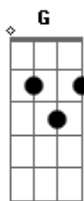
Acordes



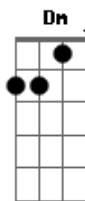
© ukulele-chords.com



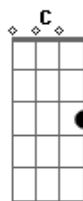
© ukulele-chords.com



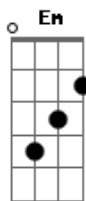
© ukulele-chords.com



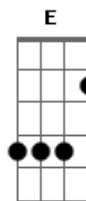
© ukulele-chords.com



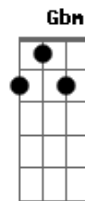
© ukulele-chords.com



© ukulele-chords.com



© ukulele-chords.com



© ukulele-chords.com

G
Like stripes that gather at the waist

Dm C Bm
These streets meet only once a day

G
These rooms have witnessed brash display

Dm C Bm
Now they impress themselves in turn

G Bm
Descending from the highest note

Em Bm
Taking long and easy strides

G E
All the shivers left outside

Bm Em Bm
Astringency has a rich past

G E
Now get out of my sight

Em Gbm
You shut your eyes to keep me out

Em A A
But I don't need

Bm
To see

Bm Gbm
You stand directly in the light

Em A A
Flush with the door

Bm
Then shade

Em Gbm
You shut your eyes to keep me out

Em A A
But I don't need

Bm
To see

Bm Gbm
You stand directly in the light

Em A A
Flush with the door

Bm
Then shade

[Final] Bm Gbm