

Audioslave - Shadow On the Sun

Tom: **D**

Tuning (low to high):

B Gb B E Ab Db

I think that's right. Anyways, it is
Dropped D, and then 1 and 1/2 steps down.

Key:

/= slide up
\=slide down
b= bend
r= release
h= hammer on
p= pull off

Verse:

Chorus #1

first three notes are pickup notes

then

Chorus #2

then

then

Chorus #3

then

then

Solo:

Of course I don't know how to play the solo, but I will type up a portion of an interview with Tom Morello from Guitar World Magazine, Dec. 2002. Here he describes how to perform the solo:

"It's all the toggle switch on the guitar. I have the toggle switch configured differently on a few of my guitars. So rather than the normal toggle--with one pickup off, one pickup on--this one has off, on, off. So it allows for a 'hummingbird wing' kind of effect." p. 74

After that part, mess around with your Digitech Whammy Pedal.

-

After the solo, there is a 4 measure rest, during which you can hear a note being tapped(I think). The note is:

Db -10-|
Ab ----|
E ----|
B ----|
Gb ----|
B ----|

Break down:

then

Structure:

Verse x 10

Chorus #1

Verse x 6

Chorus #2

Solo

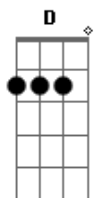
Rest 4 measures

Verse x 6

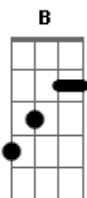
Chorus #3

Breakdown

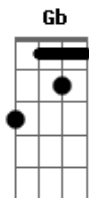
Acordes



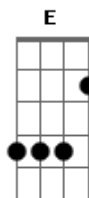
© ukulele-chords.com



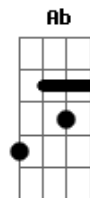
© ukulele-chords.com



© ukulele-chords.com



© ukulele-chords.com



© ukulele-chords.com



© ukulele-chords.com