

# Ben Harper - Gold To Me

Tom: **C**

Transcribition & Tab: Briac PILPRE

Tuning: DADDAD (from high to low, or low to high, as you want!)

Okay for this one I'll use a chord-like presentation, but when you see the chord name, you'll have to do a slide up to the chord (i.e. if it's a **G** chord, you'll have to slide from **Gb** to **G**). It's only for the verse...

For the chorus the strumming technique is really weird. You've got to rest your guitar on your lap, strum in dead note and lay your slide on every start of measure (I don't know if I'm very clear, but, anyway, listen to the record to catch the rythm). Also, I know there's some mistakes in this transcribition, so any comment/ correction/ help in any way would be appreciated!)

so here's the chords for this song:

	<b>D</b>	<b>A</b>	<b>D</b>	<b>A</b>	<b>D</b>
<b>F</b>	3	3	3	3	3
<b>G</b>	5	5	5	5	5
<b>D XII</b>	12	12	12	12	12
<b>A</b>	7	7	7	7	7

**G**  
you look like gold to me  
**F**  
and I'm not to blind to see  
**D**  
you look like gold

you make me want to say  
with all the joy you bring  
you look like gold

Like the rays down from the sun  
when a new day has just begun  
you look like gold

**A** **F**  
I've been fooled before  
**A** **G**  
but now I know

**A** **F**  
I've made the mistake in the past  
**A** **G**  
but now I know the difference  
**A** **D**  
from gold and brass

not the kind of gold that you wear  
but the kind that can feel my care  
you look like gold

some shine when the day is new  
but fade when the day is through  
but you look like gold

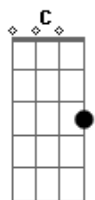
I've been wrong before  
but now I know  
I've made mistakes in the past  
but now I know the difference  
from gold and brass

solo:  
(You really need to play on an high action guitar with heavy strings in order to avoid pull-of buzzes with the slide...)  
you look like gold to me  
and I'm down on bending knees  
you look like gold  
and I just want you to know  
to me you mean so much more  
than all the gold  
you look like gold

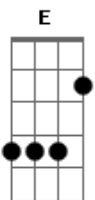
finising solo  
D:-----  
----|  
A:-(I don't have any-----3/0-0-----  
----|  
D:--ideas here, all-----3-3-3-3-3/5-0-----3-3-3-----  
----|  
D:--I know is that he-----  
----|  
A:--finishes with :-----  
----|  
D:-----  
----|

And here's my poor attempt to transcribe the Bass part, which is pretty much the same as Otis Redding 'My Girl' (Cool Song!) (for the verses only):

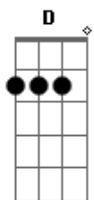
## Acordes



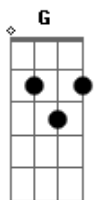
© ukulele-chords.com



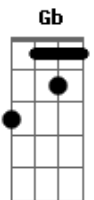
© ukulele-chords.com



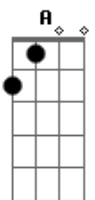
© ukulele-chords.com



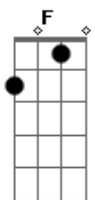
© ukulele-chords.com



© ukulele-chords.com



© ukulele-chords.com



© ukulele-chords.com