

Black Label Society - Mafia (album)

Tom: **D**

Track List

1. Fie It Up
2. What's In You
3. Suicide Messiah
4. Forever Down
5. In This River
6. You Must Be Blind
7. Death March
8. Dr. Octavia
9. Say What You Will
10. Too Tough To Die
11. Electric Hellfire
12. Spread Your Wings
13. Been **A** Long Time
14. Dirt On THE Grave
15. I Never Dreamed

1. Fire It Up

Tuning (Low to high) - **D G C F A D**
Intro: (Gtr.1 W/Wah/Voice Box)

NOTE: Don't pick the note, just start to do a vibrato on it and move the wah pedal.

Main Riff(Gtr.1 W/Wah/Voice Box)

Gtr.2 Distortion

Verse (Gtr.1&2)

Verse Fills

1st E|----- 2nd E|-----|

The 'Keep Moving On' Section

Gtr.1

Gtr.2

PrE|- Solo

Gtr.1&2

PM-----| Ph PM-----| Ph PM-----| Ph

PM-----| Ph

Solo

Song Structure

|| Intro x1 | Main Riff | Verse x2 | Main Riff | Verse x2 | Main Riff | Keep Movin'

Section x2 | Pre|-Solo x1 | Solo x1 | Main Riff ||

2. What's In You

Tuning (Low to High) - **C G C F A D**
Intro: (Gtr.1&2)

Verse (Gtr.1&2)

2nd Fill

Chorus (Gtr.1&2)

Solo

Song Structure

| Chorus x2 | Intro ||

3. Suicide Messiah

Tuning (Low to High) - **C G C F A D**
Intro:

Riff(Gtr.1&2)

PM- PM--- PM PM- PM- PM--- PM

PM---|

PM- PM--- PM PM- PM- PM--- PM

PM---|

Verse

PM- PM--- PM PM- PM- PM--- PM

PM---|

Chorus

PM---| PM--| PM---| PM-----

-----|

PM---| PM-----

-----|

Solo

Chorus Variation

Outro Section

Outro Solo

FADE.....

Song Structure

|| Intro | Riff | Verse x2 | Chorus | Riff | Verse x2
| Chorus | Riff | Solo | Chorus
| Outro Section ||

4. Forever Down

Tuning (Low to high) - D G C F A D

Riff

PM| Ph PM--| PM| Ph PM-

Verse

PM| PM--| PM----| Ph PM| PM--| PM-----

Chorus

PM| Ph PM--| PM| Ph PM-

Solo (Prt.1)

Solo(Prt.2)

Song Structure

|| Piano Intro | Riff x2 | Verse x4 | Chorus
x2 | Verse x4 | Chorus x2 | Solo (Prt.1)
Solo (Prt.2) | Chorus x2 ||

5. In This River

Tuning = Standard

Solo

6. You Must Be Blind

Tuning (Low to high) - C G C F A D
Intro: (Volume swell)

Verse

Pre|-Chorus

PM--| PM--| PM| PM-----|

Chorus (Gtr.1)

(Gtr.2)

Solo

Song Structure

|| Intro | Verse x2 | Pre|-Chorus x2 | Chorus x4 |
Verse x2 | Pre|-Chorus x2 |
x4 | Solo | Pre|-Chorus x2 | Chorus x8 ||

7. Death March

Tuning (Low to high) - D G C F A D
Intro:

Riff

PM-----| PM-----|

Fill

Verse

PM-----| PM-----|

Chorus

Solo

Song Structure

||Intro x2 | Riff x2 | Verse x4 |
Chorus | Riff x2 | Verse x4 | Chorus | Solo | Chorus | Riff
x4||

8. Dr. Octavia

Tuning (Low to high) - D G C F A D

(w/ Octave Pedal)

9. Say What You Will

Tuning (Low to high) - D G C F A D

Riff (Gtr.1)

(Gtr.2)

Verse

Pre|-Chorus

PM| PM| PM-- - | PM| PM| PM-- - |

Chorus

Pre|-Solo

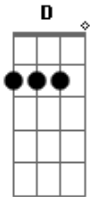
PM| PM| PM----- | PM| PM| PM----- |

Solo

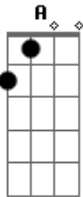
Song Structure

||Riff x2 | Verse x2 | Pre|-Chorus x2 | Riff | Chorus | Riff E|-----

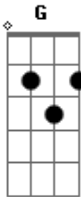
Acordes



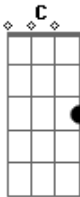
© ukulele-chords.com



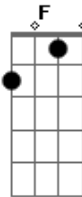
© ukulele-chords.com



© ukulele-chords.com




© ukulele-chords.com



© ukulele-chords.com

x2 | Verse x2 | Pre|-Chorus
| Riff | Chorus | Pre|-Solo x2 | Solo | Chorus |
Riff x2 ||



10. Too Tough To Die

Tuning (Low To High) - D G C F A D

Riff(W/Wah)

Verse

Chorus

PM----- | PM----- PM----

Bridge

PM Ph

Solo