

Black Sabbath - Wheels of Confusion

Tom: **G**

(interlude c)

H = hammer-on

P = pull-off

8b9 = bend 8th fret half a note

8b10 = bend 8th fret whole note

B. = bend 8th fret half a note and strike just after bending

8b9r8 = bend 8th fret half a note and release to first

position

~ = vibrato

~~ = much vibrato

/ = slide up

\ = slide down

() = is played now and then

Cursive = let chords ring

(interlude d) (sirens: descending tone from **Gb**)

Gb **Gb Gb4 Gb** **A** **A Ab Gb4 Gb** **B**

(interlude e - guitar 1)

(intro riff - guitar 1)

(interlude e - guitar 2)

(guitar 3)

(intro riff guitar 2 - light distortion)

(outro guitar 1 clean with reverb or delay effect)

1st 2nd and 4th time | 3th time |

(main riff)

(outro - guitar 2 tune down low **E** to **D**)

(riff a)

(outro guitar 3) (guitar 4 plays the same thing an octave higher)

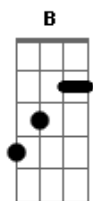
(riff b)

(interlude a)

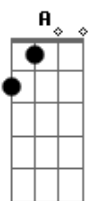
(continuing outro guitar 5 - play last lick more times)

(interlude b)

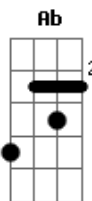
Acordes



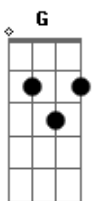
© ukulele-chords.com



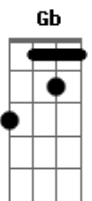
© ukulele-chords.com



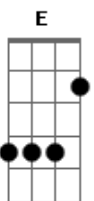
© ukulele-chords.com



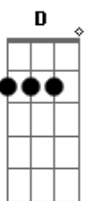
© ukulele-chords.com



© ukulele-chords.com



© ukulele-chords.com



© ukulele-chords.com