

Blind Melon - Skinned

Tom: G

The rhythm is like:

V V V V
The roots of the chords are played on the hard beats, except for the Em where the B note is played instead of the low E

I play it like:

down down-up

There is a chord towards the end I called C which I don't know the official name of but the fingerings are:

	C	G	Em	E7	Am	C
e	N	3	N	N	N	N
b	1	3	0	3	1	1
g	0	0	0	1	2	0
d	0	0	2	2	2	2
a	2	2	2	2	0	3
E	N	3	N	0	N	N

The C is the chord that is commonly used for transferring a C chord to the Am chord. So play whatever you normally would for doing that.

(intro) G G E7 E7

(verse 1)

G
I'll make a shoe horn outta your shin,
G
I'll make a lampshade of durable skin.
E7
And oh, don't you know that I'm always feelin' able
E7
When I'm sittin' home and I'm carvin' out your navel
G
I'm just a' sittin' here carvin' out your navel

(chorus/refrain 1)

C Em C
When will I realize that this skin I'm in

Em
Hey, it isn't mine
C Em
And when will the kill be too much
C Em E7
meat for me to hide... on

(verse 2)

G
Hey, I could really use a couple of hands
G
To complete one hell of a plant stand
E7
Oh, don't you know that I'm caught here in the middle
E7
Making rib cages into coffee tables
G
I'm just makin' em into coffee tables

(chorus/refrain 2)

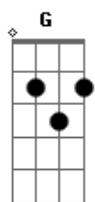
C Em C
And when will I realize that this skin I'm in
Em
Hey, it isn't mine
C Em C Em E7
And when will the trill be too much meat for me to find anymore

Oh, because

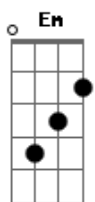
(outro)

C
You know I can't hide
Am
But oh how hard I try
C C G
But this is just the shape I'm in,
Oh yeah
C
And though you know I can't hide
Am
But oh how hard I try
C C G
But this is just the shape I'm in

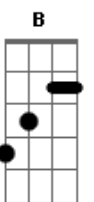
Acordes



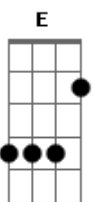
© ukulele-chords.com



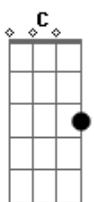
© ukulele-chords.com



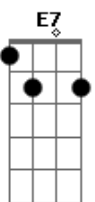
© ukulele-chords.com



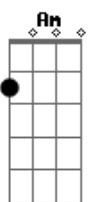
© ukulele-chords.com



© ukulele-chords.com



© ukulele-chords.com



© ukulele-chords.com