

Bread - Ann

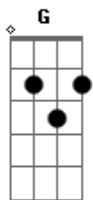
Tom: G
Intro: G C G C G C G C

C G Em
You will always be a part of me
C Am7
When I look in your eyes... it's my
D
reflection I see
G C Em7 G C Em7 G C Em7 G C Em7
Ann I wonder how you knew
G C Em7 G C Em7 D
I needed someone just like you
C C Em
Were you on a beam of guiding light
C Am7
That came in my life... late that
D G

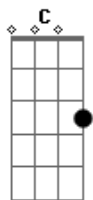
September night.

C G
And though I try to hold back the years
C G
I cannot hold the dawn
C G
And so I try to hold back the tears
C Am7 D
When love has grown up and gone...
G C Em7 G C Em7 G C Em7 G C Em7
Ann I'll love you 'till I die
G C Em7 G C Em7 D
And when you hear this lullabye
C C Em
I'll be with you though we're far apart
C Am7
And you'll be with me... right here inside
G
my heart.

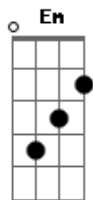
Acordes



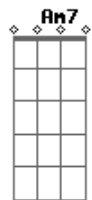
© ukulele-chords.com



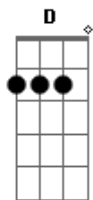
© ukulele-chords.com



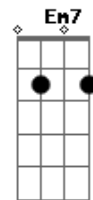
© ukulele-chords.com



© ukulele-chords.com



© ukulele-chords.com



© ukulele-chords.com