

# Bread - Ann

Tom: G  
Intro: G C G C G C G C

C G Em  
You will always be a part of me  
C Am  
When I look in your eyes... it's my  
D  
reflection I see  
G C Em G C Em G C Em G C Em  
Ann I wonder how you knew  
G C Em G C Em D  
I needed someone just like you  
C C Em  
Were you on a beam of guiding light  
C Am  
That came in my life... late that  
D G

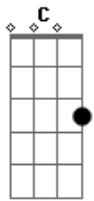
September night.

C G  
And though I try to hold back the years  
C G  
I cannot hold the dawn  
C G  
And so I try to hold back the tears  
C Am D  
When love has grown up and gone...  
G C Em G C Em G C Em G C Em  
Ann I'll love you 'till I die  
G C Em G C Em D  
And when you hear this lullabye  
C C Em  
I'll be with you though we're far apart  
C Am  
And you'll be with me... right here inside  
G  
my heart.

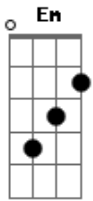
## Acordes



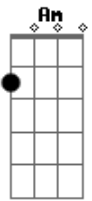
© ukulele-chords.com



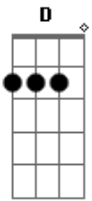
© ukulele-chords.com



© ukulele-chords.com



© ukulele-chords.com



© ukulele-chords.com