

Crowded House - How Will You Go

Tom: **F**

{subtitle:N. Finn/T. Finn}
Intro:

G **C** **D**
Escape is on your mind again
E **A**
Escape to a far away land
G **C** **D**
At times it seems there is no end
E **A**
To long hard nights of drinking

CHORUS

D **A**
How will you go
D **A**
How will you go
Em **G**
Drive through the wind and the rain
D **A**
Cover it up
D **A**
Cover it up
Em **D** **D** **D** **D**
I'll find you a shelter to sleep in

I fell over on the couch again
But you know not all sleep is wasted
Your dreams are alcohol inspired
You can't find a better way to face it

CHORUS

A
And you know I'll be fine
D **G**
Just don't ask me how it's going
A
Gimme time, gimme time
D **G**
Cos I want you to see
A
Round the world round the world
D **G** **A**
Is a tangled up necklace of pearls

CHORDS DURING INSTRUMENTAL BREAK

G **G** **G** **G** (x 4)

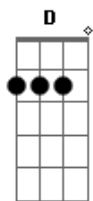
GUITAR SOLO:

CHORUS X 2

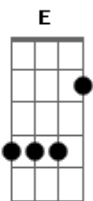
UNUSUAL CHORDS

C x32022
D xx0233
E 020455
A x07655
G xx0033
G xx0013
G xx0003

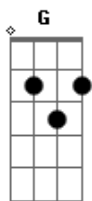
Acordes



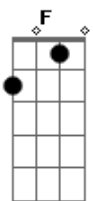
© ukulele-chords.com



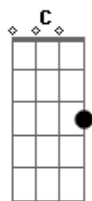
© ukulele-chords.com



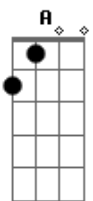
© ukulele-chords.com



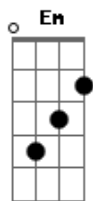
© ukulele-chords.com



© ukulele-chords.com



© ukulele-chords.com



© ukulele-chords.com