

# Dan Countryside - Before The Rain

tom:  
Bb (forma dos acordes no tom de C )  
Afinação: D G C F A D

Intro: C F C F  
C F C F  
C F C F  
C F C F

Sometimes I see the storm  
It's like a warning coming in  
It seems like when in love  
I let it begin

When a woman in my life  
Becomes the wife i can't complain  
But her feelings leave me tingling  
I can sustain

And if she asks me why  
I will deny I can pretend  
This way I will stay  
Until the end

Her clouds get so loud  
I have no doubt it's happening  
The rain is coming and I'm running  
I recommend

Take a little, I get tired  
Don't call me vain  
Can't you see I'm on fire?  
Don't worry about the pain

The clouds are getting dark  
And no replies in me remain  
Before the rain

Take a little, I get tired  
Don't call me vain  
Can't you see I'm on fire?  
Don't worry about the pain

The clouds are getting dark  
And no replies in me remain  
Before the rain

( C F C F )

( C F C F )  
Sometimes I see the storm  
It's like a warning coming in  
It seems like when in love  
I let it begin  
When a woman in my life  
Becomes the wife i can't complain  
But her feelings leave me tingling  
I can sustain

And if she asks me why  
I will deny I can pretend  
This way I will stay  
Until the end

Her clouds get so loud  
I have no doubt it's happening  
The rain is coming and I'm running  
I recommend

Take a little, I get tired  
Don't call me vain  
Can't you see I'm on fire?  
Don't worry about the pain

The clouds are getting dark  
And no replies in me remain  
Before the rain

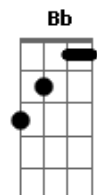
Take a little, I get tired  
Don't call me vain  
Can't you see I'm on fire?  
Don't worry about the pain

The clouds are getting dark  
And no replies in me remain  
Before the rain

Take a little, i get tired  
Take a little, i get tired  
Take a little, i get tired  
Take a little, i get tired  
Take a little, i get tired

# Acordes

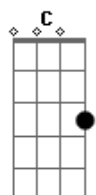
**Bb**



© ukulele-chords.com

Detailed description: A 4-string ukulele fretboard diagram for the Bb chord. The strings are numbered 1 to 4 from right to left. Fingering: String 1 has a whole note on the 2nd fret; String 2 has a whole note on the 1st fret; String 3 has a whole note on the 3rd fret; String 4 has a whole note on the 3rd fret.

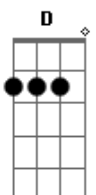
**C**



© ukulele-chords.com

Detailed description: A 4-string ukulele fretboard diagram for the C chord. The strings are numbered 1 to 4 from right to left. Fingering: String 1 has a whole note on the 3rd fret; String 2 has a whole note on the 2nd fret; String 3 has a whole note on the 1st fret; String 4 has a whole note on the 1st fret.

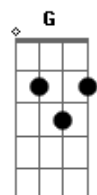
**D**



© ukulele-chords.com

Detailed description: A 4-string ukulele fretboard diagram for the D chord. The strings are numbered 1 to 4 from right to left. Fingering: String 1 has a whole note on the 2nd fret; String 2 has a whole note on the 2nd fret; String 3 has a whole note on the 2nd fret; String 4 has a whole note on the 2nd fret.

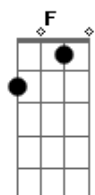
**G**



© ukulele-chords.com

Detailed description: A 4-string ukulele fretboard diagram for the G chord. The strings are numbered 1 to 4 from right to left. Fingering: String 1 has a whole note on the 3rd fret; String 2 has a whole note on the 2nd fret; String 3 has a whole note on the 1st fret; String 4 has a whole note on the 3rd fret.

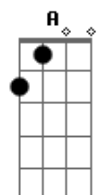
**F**



© ukulele-chords.com

Detailed description: A 4-string ukulele fretboard diagram for the F chord. The strings are numbered 1 to 4 from right to left. Fingering: String 1 has a whole note on the 1st fret; String 2 has a whole note on the 2nd fret; String 3 has a whole note on the 2nd fret; String 4 has a whole note on the 1st fret.

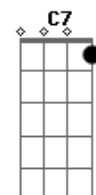
**A**



© ukulele-chords.com

Detailed description: A 4-string ukulele fretboard diagram for the A chord. The strings are numbered 1 to 4 from right to left. Fingering: String 1 has a whole note on the 2nd fret; String 2 has a whole note on the 2nd fret; String 3 has a whole note on the 2nd fret; String 4 has a whole note on the 2nd fret.

**C7**



© ukulele-chords.com

Detailed description: A 4-string ukulele fretboard diagram for the C7 chord. The strings are numbered 1 to 4 from right to left. Fingering: String 1 has a whole note on the 3rd fret; String 2 has a whole note on the 2nd fret; String 3 has a whole note on the 1st fret; String 4 has a whole note on the 1st fret.