

# Dido - Closer

Tom: **D**

**E** **Dbm** **E** **Dbm**  
I see you walking everyday, yeah

**E** **Dbm**  
With a smile beneath your frown

**E** **Dbm**  
But I will not look away, yeah

**A** **B**  
What does it mean?

**A** **B**  
What's there to see?

Chorus:  
**E**  
If I look closer

**Dbm** **E** **Dbm**  
Closer, closer, closer

**E** **Dbm**  
Closer, closer

**E** **Dbm**  
Closer, closer  
.  
.  
.

Piano solo (b means bass note, e.g. **bF** = bass **F**):

C#, D, C#, A, E,  
F#, G, B, F#, B, E,  
bD, C#, B, A#,

(repeat solo)  
bF#, **E#**

[At the "yeah" at the end of the 2nd chorus with the piano, play A, Em then F#. Do this progression for the end of the song as well]

Piano part:

B, E, G#, (repeat)  
B, E, D#,  
B, D#, **E** (repeat)

Do this until "what does it mean" then:

A, C#, E, (repeat)  
A, C#,  
B, D#, F#, (repeat)  
B, **Eb**  
(repeat till chorus)

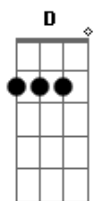
Chorus:

G#, B, E, (repeat)  
G#, B, **Eb**  
B, D#, F, (repeat)  
**B**  
(repeat till a change occurs)

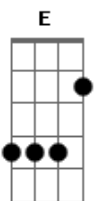
Slight variation of piano solo at the near end:

C#, D, E, D, C#, A, bE,  
F#, G, B, F#, B, bE,  
D, C#, B, A, F#, b**E**  
.  
.  
.

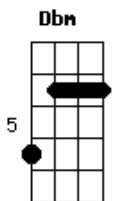
## Acordes



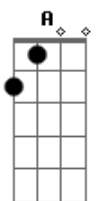
© ukulele-chords.com



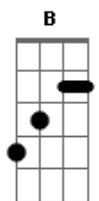
© ukulele-chords.com



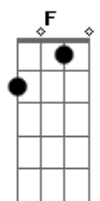
© ukulele-chords.com



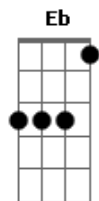
© ukulele-chords.com



© ukulele-chords.com



© ukulele-chords.com



© ukulele-chords.com