

Disney - Married Life

Tom: **E**
Intro: (X2)

B Section:

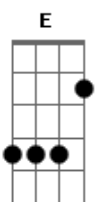
A Section:

Play **A** Section (Minus first 3 notes)

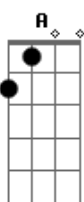
A' Section:

Conclusion With Artificial Harmonics:
Fret the piece as notated, but pluck the string directly 12 frets above the note played create an artificial harmonic. I like to place my index finger on the fret to form the and then I pluck with my thumb. For the last part with, you have to estimate where you would have been 12 frets above the note played.

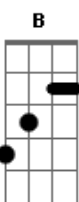
Acordes



© ukulele-chords.com



© ukulele-chords.com



© ukulele-chords.com