

Djo - Charlie's Garden

tom:

Intro: Dbm Dbm Dbm Dbm

[Primeira Parte]

A E
Waking up
G D
It's the fat back shank of the day
A E
What to do?
G D
Take a cup drink the sleepy away
A E
Penny's up
G D
Hear the paws scratch the back of the door
A E
The sun is out
G D
Take a break, don't know what it's from

[Pré-Refrão]

F Em
How can I convince myself
Dm Em
Convince myself to stay?
Dm Em
That work just won't do itself
F G Ab
That can wait another day

[Refrão]

N.c.
One more day
A E G D F
In Charlie's garden, oh
G A
One more day
E G D F
In Charlie's garden, oh
G
Just one more day
Dbm A
Hey, uh, sorry to let you know last minute
Dbm A
I know you're probably on your way
Dbm
But we're not going to get to you tonight
A Dbm
Maybe Thursday, maybe Friday?
A
I don't know, sorry man

[Segunda Parte]

A E
The fire's on
G D
It takes a day for the water to boil
A E
Thank me now
G D
For when the sun's down we're gonna be warm
A Dbm

The man is up
G D
With a limp and rake in his hand
A E
You doubt me now?
G D
Well tomorrow you'll be shaking my hand, oh
Yeah

[Pré-Refrão]

F Em Dm
When will I release myself (Release myself)
Em Dm
Release myself today? (Ahh)
F Em
That work just won't do itself (Won't do
F
Itself)
G Ab
I'll just wait another day

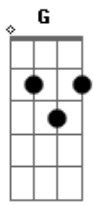
[Refrão]

N.c. A
One more day
Dbm G D F
In Charlie's garden, oh
G A
One more day
E G D A D A D
In Charlie's garden, oh
(Dm Em F Em)
(Dm Em)
(Fm Bb7)

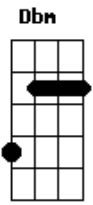
[Final]

Eb Bb Db Ab
In Charlie's garden
Eb Bb Db Ab
In Charlie's garden
Eb Bb
Waking up
Db Ab
It's the fat back shank of the day
Eb Bb
What to do?
Db Ab
Take a cup drink the sleepy away
Eb Bb
Penny's up
Db Ab
Hear the paws scratch the back of the door
Eb Bb
The sun is out (Hey, Joe, would you mind
Calling me back?)
Db Ab
Take a break, don't know what it's from
(Unfortunately, uh)
Eb Bb
The sun is out (we're gonna need you)
Db Eb
Take a break, don't know what it's from (if
You could just let us know if you're coming
In)
Eb Bb
The sun is out (yeah, sorry, there was a bit
Of a mix-up)

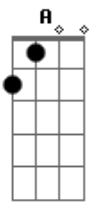
Acordes



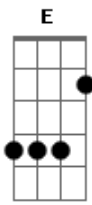
© ukulele-chords.com



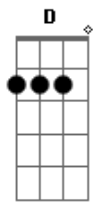
© ukulele-chords.com



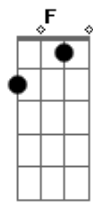
© ukulele-chords.com



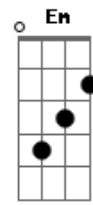
© ukulele-chords.com



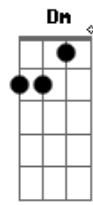
© ukulele-chords.com



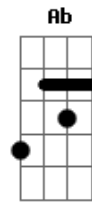
© ukulele-chords.com



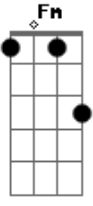
© ukulele-chords.com



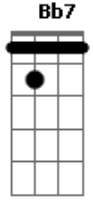
© ukulele-chords.com



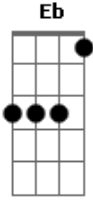
© ukulele-chords.com



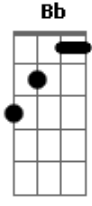
© ukulele-chords.com




© ukulele-chords.com



© ukulele-chords.com



© ukulele-chords.com



© ukulele-chords.com