

Don McLean - Till Tomorrow

Tom: **C**

Methode for tuning to open **bE** quickly:

The g string (3rd) is the only string that remains the same from standard tuning. This string is used as a starting point. Follow the steps below in the listed order. The string on the left hand side of the equals sign (=) is string to be tuned. The string on the right hand side is the reference note.

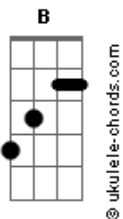
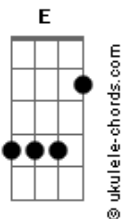
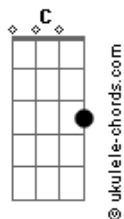
Tuning: 2nd string = 3rd string, 3rd fret (tune down)
1st string = 2nd string, 5th fret (tune down)
6th string = 1st string (tune down)
5th string = 6th string, 7th fret (tune up)
4th string = 5th string, 5th fret (tune up)

Till tomorrow.
Intro: Verse:

Chorus 1:

```
bE|-----|
-----|
bB|--2-----2-----2-----2-----0-----4-----
-----|
G|--0-----0-----0-----0-----0-----1-----3-----
-----|
#D|--0-----4-----0-----4-----0-----0-----2-----2-----
-----|
#A|--2-----2-----2-----2-----2-----0-----
```

Acordes



```
-----|
bE|-----4-----4-----4-----2-----
-----|
```

Chorus 2:

The high e and b (**bE** & **bB**) are faintly heard in the verse.
The bass strings
are the most important.

After every chorus the intro is played once.

The xylohone part for guitar (At the end)
For playing the song with two guitarists.

Till tomorrow

1.Verse What can this **bE**|- can

1.Chorus Where has all the love

2.Verse And when they're gone,

2.Chorus High above the ...

3.Verse What can this **bE**|-