

# Dr. Dog - Where'd All The Time Go?

tom:  
D

Intro: D G

D  
Where'd all the time go?

G  
It's starting to fly

D  
See how the hands go

G  
Waving goodbye

Em A  
And you know I get so forgetful

D  
When I look in your eyes

( D D D D )

D  
Now she's walking backwards

G  
Through a parade

D  
And I'm stuck in the shadow

G  
Blocking the shade

Em A  
And there ain't no way to sweep up

D  
The mess that we've made

( D D D D )

Em A  
She gets dressed up like a pillow

G  
So she's always in bed

Gbm Bm  
Flowers for the sick and dead

G  
She's on the go, way too fast

Gbm Bm  
And way too slow

G  
She'll turn to stone at hospitals

Gbm Bm  
And funeral homes

G  
And when the fog rises

A  
Somebody sighs who is not

D  
In disguise anymore

D  
There's nothing to keep you

G  
From falling in love

D  
It starts at the bottom

G  
And comes from above

Em A  
Like pieces of a puzzle

D D D D  
Like a hand in a glove

Em A  
She gets dressed up like a pillow

G  
So she's always in bed

Gbm Bm  
Flowers for the sick and dead

G  
She's on the go, way too fast

Gbm Bm  
And way too slow

G  
She'll turn to stone at hospitals

Gbm Bm  
And funeral homes

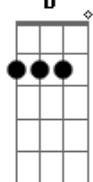
G  
And when the fog rises

A  
Somebody sinks and is gone

D  
In the blink of an eye

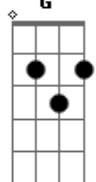
## Acordes

D



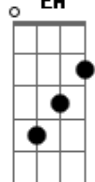
© ukulele-chords.com

G



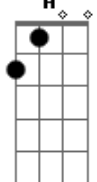
© ukulele-chords.com

Em



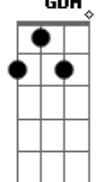
© ukulele-chords.com

A



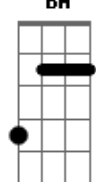
© ukulele-chords.com

Gbm



© ukulele-chords.com

Bm



© ukulele-chords.com