

Elis Regina - Ladeira da Preguiça

tom:
C

Intro: C7F7

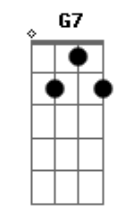
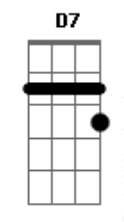
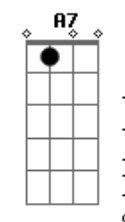
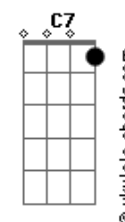
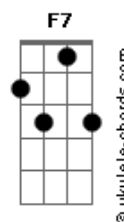
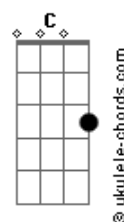
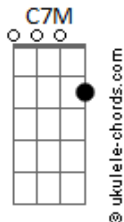
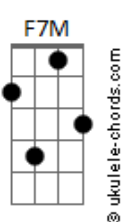
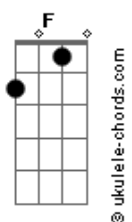
Essa ladeira
C7 F7
Que ladeira é essa?
C7 F7 C7 F7
Essa é a ladeira da preguiça
C7 F7
Essa ladeira
C7 F7
Que ladeira é essa?
C7 A7 D7
Essa é a ladeira
G7 Gb7
Da preguiça

F Em7
Preguiça que eu tive sempre
Bb75 D7 D7
De escrever para a família
Dm7
E de mandar conta pra casa
F7M G7
Que esse mundo
C7M Dm7 Eb Em7
É uma maravilha
Bb7
E pra saber se a menina
Bb75
Já conta as estrelas e sabe
D7 D7
A segunda cartilha
Dm7
E pra saber se o menino
G7
Já canta antigas e já não
C7M Dm7 Eb Em7
Bota mais a mão na braguilha
Bb7 A7 F7M
E pra falar do mundo falo uma besteira
Gb Em7
Formentera é uma ilha
Am7 D7 G7
Onde se chega de barco, mãe

C7 F7
Que nem lá, na ilha do medo
Que nem lá, na ilha do frade
Que nem lá, na ilha de maré
C7 A7
Que nem lá
D7 G7 C7 Gb7 F7
Salina das margari__das

C7 F7
Essa ladeira
C7 F7
Que ladeira é essa?
C7 F7 C7 F7
Essa é a ladeira da preguiça
C7 F7
Essa ladeira

Acordes



C7 F7
Que ladeira é essa?
C7 A7 D7
Essa é a ladeira
G7 Gb7
Da preguiça

F Em7
Preguiça que eu tive sempre
Bb75 D7 D7
De escrever para a família
Dm7
E de mandar conta pra casa
F7M G7
Que esse mundo
C7M Dm7 Eb Em7
É uma maravilha
Bb7
E pra saber se a menina
Bb75
Já conta as estrelas e sabe
D7 D7
A segunda cartilha
Dm7
E pra saber se o menino
G7
Já canta antigas e já não
C7M Dm7 Eb Em7
Bota mais a mão na braguilha
Bb7 A7 F7M
E pra falar do mundo falo uma besteira
Gb Em7
Formentera é uma ilha
Am7 D7 G7
Onde se chega de barco, mãe

C7 F7
Que nem lá, na ilha do medo
Que nem lá, na ilha do frade
Que nem lá, na ilha de maré
C7 A7
Que nem lá
D7 G7 C7 Gb7 F7
Salina das margari__das

[Final]
C7 F7
Essa ladeira

C7 F7
Que ladeira é essa?
C7 A7 D7
Essa é a ladeira
G7 C7 F7
Da preguiça
C7 F7
Essa ladeira

Em7 Eb7
Que ladeira é essa?
D7 G7 C7 F7
Essa é a ladeira da preguiça
C7

Ela é de hoje
F7

Ela é desde quando
Se amarrava cachorro com linguça

Gb7

© ukulele-chords.com

A 4-string ukulele fretboard diagram for the Gb7 chord. The strings are numbered 1 to 4 from top to bottom. Frets are numbered 1 to 4 from left to right. The chord is formed by pressing the 2nd fret of the 1st string, the 3rd fret of the 2nd string, the 1st fret of the 3rd string, and the 2nd fret of the 4th string.

E^b7

© ukulele-chords.com

A 4-string ukulele fretboard diagram for the Eb7 chord. The strings are numbered 1 to 4 from top to bottom. Frets are numbered 1 to 4 from left to right. The chord is formed by pressing the 2nd fret of the 1st string, the 3rd fret of the 2nd string, and the 3rd fret of the 4th string. The 3rd string is open.

Dⁿ7

© ukulele-chords.com

A 4-string ukulele fretboard diagram for the Dn7 chord. The strings are numbered 1 to 4 from top to bottom. Frets are numbered 1 to 4 from left to right. The chord is formed by pressing the 2nd fret of the 1st string, the 2nd fret of the 2nd string, the 3rd fret of the 3rd string, and the 2nd fret of the 4th string.

E^b

© ukulele-chords.com

A 4-string ukulele fretboard diagram for the Eb chord. The strings are numbered 1 to 4 from top to bottom. Frets are numbered 1 to 4 from left to right. The chord is formed by pressing the 2nd fret of the 1st string, the 2nd fret of the 2nd string, the 2nd fret of the 3rd string, and the 3rd fret of the 4th string.

B^b7

© ukulele-chords.com

A 4-string ukulele fretboard diagram for the Bb7 chord. The strings are numbered 1 to 4 from top to bottom. Frets are numbered 1 to 4 from left to right. The chord is formed by pressing the 2nd fret of the 1st string, the 2nd fret of the 2nd string, the 2nd fret of the 3rd string, and the 2nd fret of the 4th string.

G^b

© ukulele-chords.com

A 4-string ukulele fretboard diagram for the Gb chord. The strings are numbered 1 to 4 from top to bottom. Frets are numbered 1 to 4 from left to right. The chord is formed by pressing the 2nd fret of the 1st string, the 2nd fret of the 2nd string, the 2nd fret of the 3rd string, and the 2nd fret of the 4th string.

Aⁿ7

© ukulele-chords.com

A 4-string ukulele fretboard diagram for the An7 chord. The strings are numbered 1 to 4 from top to bottom. Frets are numbered 1 to 4 from left to right. The chord is formed by pressing the 2nd fret of the 1st string, the 2nd fret of the 2nd string, the 2nd fret of the 3rd string, and the 2nd fret of the 4th string.

E^b7

© ukulele-chords.com

A 4-string ukulele fretboard diagram for the Eb7 chord. The strings are numbered 1 to 4 from top to bottom. Frets are numbered 1 to 4 from left to right. The chord is formed by pressing the 2nd fret of the 1st string, the 2nd fret of the 2nd string, the 2nd fret of the 3rd string, and the 2nd fret of the 4th string.