

# Elton John - Lion King Can You Feel

Tom: **F**

From:

from : "The Lion King"

Normal tuning, 2/2

Intro: -----

**Bb** | **F** | **Eb** | **Bb** | **Eb** | **Bb** | **F Bb** | **Cm7 Bb**

Verse 1:

-----

**Eb** **Bb**  
There's a calm surrender

**Eb** **Bb**  
To the rush of day

**Eb** **Bb**  
When the heat of the rolling world

**Cm7** **F**  
Can be turned away

**Eb** **Bb**  
An enchanted moment

**Eb** **Bb**  
And it sees me through

**Eb** **Gm**  
It's enough for this restless warrior

**Ab** **F**  
Just to be with you

Chorus:

-----

**Bb** **F** **Gm** **Eb**  
And can you feel the love tonight ?

**Bb** **Eb** **C** **F** **F**  
It is where we are

**Eb** **Bb** **Gm** **Bb Eb**  
It's enough for this wide-eyed wanderer

**Cm7** **Bb** **Eb** **C** **F** **F**  
That we got this far

**Bb** **F** **Gm** **Eb**  
And can you feel the love tonight ?

**Bb** **Eb** **C** **F** **F**  
How it's laid to rest ?

**Eb** **Bb** **Gm** **Bb Eb**  
It's enough to make kings and vagabonds

**Cm7** **Bb** **Eb** **Eb** **Eb** **Bb**  
Believe the ve - ry best

Interlude:

-----

**Bb** | **F** | **Eb** | **Bb** | **Eb** | **Bb** | **F Bb** | **Cm7 Bb**

Verse 2:

-----

**Eb** **Bb**  
There's a time for everyone

**Eb** **Bb**  
If they only learn

**Eb** **Bb**  
That the twisting kaleidoscope  
**Cm7** **F**  
Moves us all in turn

**Eb** **Bb**  
There's a rhyme and reason

**Eb** **Bb**  
To the wild outdoors

**Eb** **Bb**  
When the heart of this star-crossed voyager

**Ab** **F**  
Beats in time with yours

Chorus

Ending:

-----

**Eb** **Bb** **Gm** **Bb Eb**  
It's enough to make kings and vagabonds

**Cm7** **Bb** **Eb** **Eb** **Bb**  
Believe the ve - ry best

Chords:

	<b>Bb</b>	<b>F</b>	<b>Eb</b>	<b>Bb</b>	<b>Eb</b>	<b>Bb</b>	<b>Cm7</b>	<b>F</b>	<b>Gm</b>	<b>Ab</b>	<b>C</b>	<b>Eb</b>	<b>Eb</b>
e	-1-	-1-	-3-	-1-	-3-	---	---	-1-	-3-	-4-	---	-3-	
b	-3-	-1-	-4-	-3-	-4-	-3-	-4-	-1-	-3-	-4-	-1-	-4-	
g	-3-	-2-	-3-	-3-	-3-	-3-	-3-	-2-	-3-	-5-	-0-	-3-	
d	-3-	-3-	-1-	-3-	-1-	-3-	-5-	-3-	-5-	-6-	-2-	-3-	
a	-1-	-0-	-1-	---	-5-	-3-	-3-	-5-	-6-	---	-1-		
e	---	---	---	-1-	---	---	---	-1-	-3-	-4-	-0-	---	---

Alternatives:

	<b>C</b>	<b>Eb</b>	<b>Eb</b>	<b>Eb</b>	<b>Bb</b>	
e	---	---	---	---	-6-	(I prefer to play
b	-5-	-8-	-8-	-8-	-6-	this chords)
g	-5-	-8-	-8-	-8-	-7-	
d	-5-	-8-	-8-	-8-	-8-	
a	-6-	-8-	---	-8-		
e	-0-	---	---	-6-	-6-	

You may tune down your guitar to **Eb** to get the **Eb** in the bass. This sounds more original but you have to change several chords

Play the Verse something like that (if you like):

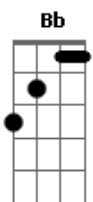
**Eb** **Bb**

-----  
- Andreas Richter -  
- -  
-----  
- find all you need in your mind ... -  
-----

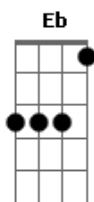
## Acordes



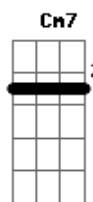
© ukulele-chords.com



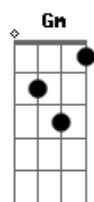
© ukulele-chords.com



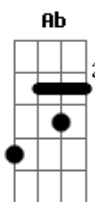
© ukulele-chords.com



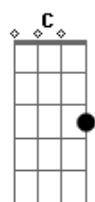
© ukulele-chords.com



© ukulele-chords.com



© ukulele-chords.com



© ukulele-chords.com