

Eric Clapton - Pretty Blue Eyes

Tom: **A**

INTRO:
(listen to recording to get exact strumming pattern)

MAIN RHYTHM FIGURE:
(listen to recording to get exact strumming pattern)

Gtr.I (rhythm)

A **E7** **A**

|---0--0-0-0---0--0-0-0---0--0-0-0---0--0-0-0-----| (play main rhythm fig. X2)

-----|

|---2--2-2-2---3--3-3-3---3--3-3-3---2--2-2-2-----|

-----|

|---2--2-2-2---1--1-1-1---1--1-1-1---2--2-2-2-----|

-----|

|---2--2-2-2---2--2-2-2---2--2-2-2---2--2-2-2-----|

-----|

|---0--0-0-0---2--2-2-2---2--2-2-2---0--0-0-0-----|

-----|

|-----0--0-0-0---0--0-0-0-----|

-----|

|

Gtr.II (lead)

-----|

-----|

-----|

-----|

|--9br9--7-----7--9-----7-----|

-|

|-----9--7-----7--7--9-----9-----|

-----|

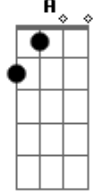
-----|

-----|

HARMONY VOCALS SECTION:

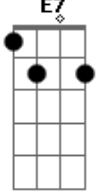
Acordes

A



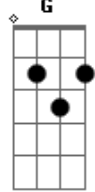
© ukulele-chords.com

E7



© ukulele-chords.com

G



© ukulele-chords.com

SONG SETUP:

(Play intro figure x1)

(Play main rhythm fig. x4)

Verse #1:

A **E7** **A**
Left alone to cry while he goes out singing

A **E7** **A**
And she don't see why a wedding bell ain't ringing

(play main rhythm fig. X2)

Verse #2:

A **E7** **A**
Left alone to cry while he goes out rocking

A **E7** **A**
And she can't see why it ain't her he's socking

(play main rhythm fig. x2)

(play harmony vocals section x2)

(play main rhythm fig. x2)

Verse #3:

A **E7** **A**
Left alone to cry, life don't seem worth living

A **E7** **A**
It's time to say goodbye, you've done enough forgiving

(play main rhythm fig. x2)

(play harmony vocals section x2)

(play main rhythm fig. w/acoustic solo until fade)