

Extreme - Rest In Peace

Tom: Ab

Date: Tue, 26 Sep 2000 01:19:10 -0400
From: Cristian "'Sócrates'" Franco

REST IN PEACE
Transcribed By Sócrates

See the SOCRATES WORLD at <http://www.socratesworld.com>
and get a free mail at <http://www.socratesworld.com>





Hi GuItArMaNiAcS, I take some time to transcribe this one, I hope all of you know this song, is a quite hard, complex, the rhythms, because there are to many parts that be too fast and I think this way could be better to you.

There are too many parts that repeat the rhythms, so I indicate that parts. See the tablature explanation and the rhythm explanation first.





A note about the PM (palm mute), they're indicated below the tab.

Please any mistake or misunderstood thing, or just to say hello,
don't hesitate to write to me;) C-ya in the future.
Intro: Play the 12's like harmonics or muffled strings.

_____ 5 _____

$$\begin{array}{|c|c|} \hline & - \\ \hline & \\ \hline \end{array} \quad \begin{array}{|c|c|c|} \hline - & - & - \\ \hline & & \\ \hline \end{array} \quad \begin{array}{|c|} \hline 1 \\ \hline \end{array} \quad \begin{array}{|c|c|} \hline - & \\ \hline & \\ \hline \end{array}$$

sextuplets throughout

$$\begin{array}{|c|c|} \hline & \text{---} \\ \hline & \\ \hline \end{array} \quad \begin{array}{|c|c|c|} \hline & \text{---} & \text{---} & \text{---} \\ \hline & & & \\ \hline \end{array} \quad \begin{array}{|c|} \hline \\ \hline 1 \\ \hline \end{array} \quad | \quad \begin{array}{|c|} \hline \\ \hline \\ \hline \end{array} \quad \backslash$$

Verse I (repeat 4 times):

The same rhythm

Pre-Chorus I:

$$\begin{array}{ccccccc} \overline{|} & \overline{|} & \overline{|} & & & & \overline{|} \\ | & | & | & | & | & & | \\ | & | & | & | & | & & | \\ & & & & & & 0.. \end{array} \quad \begin{array}{c} \overline{|} \\ | \\ | \\ | \end{array}$$
[illegible]

— — —

[illegible]
$$\begin{array}{ccccccc|c} \overline{} & \overline{} & \overline{} & \overline{} & \overline{} & \overline{} & \overline{} & \backslash \\ \hline & & & & & & & \\ \hline \end{array} \quad \begin{array}{ccccccc|c} \overline{} & \overline{} & \overline{} & \overline{} & \overline{} & \overline{} & \overline{} & \backslash \\ \hline & & & & & & & \\ \hline \end{array}$$

Chorus I:

play the same rhythm

[illegible]
$$\begin{array}{ccc} | & | \setminus & | \setminus \\ 0.. & | & 0 \quad \quad \quad | \\ & & & [_].. \end{array}$$

Verse II (repeat 4 times, i'ts the same as verse I):

[illegible]

The same rhythm

Pre-Chorus II:

$$\begin{array}{ccccccc} | & \overline{|} & | & \backslash & & | & \overline{|} \\ 0 & & & & & 0.. & -| \end{array}$$
$$\begin{array}{ccccccc|cccccc} \overline{|} & \overline{|} & \overline{|} & \overline{|} & | \vee & \overline{|} & | & | & \overline{|} & \overline{|} & \overline{|} & \overline{|} \\ | \vee & & & & & & & & & & & \\ | & | & | & | & | & | & & 0 & | & | & | & | & | & | \end{array}$$

— — —

Chorus II:

SOLO:

Note: On the slides, in this part, Nuno play very fast, in fact he does an ornament note.
The ornament notes are the 14 and the 17, when he plays the slides.
The idea is to play that ornaments as fast as possible, like they doesn't exists.
Anyway, I mark the ornaments with a 'k'.

Notice that the 2nd note of the sextuplet is a eighteen rest.

sextuplets throughout (with no rest!)

SOLO (Gtr 2)

Play the same Rhythm...

Intro: II:

[illegible]

		<u>----</u> <u>--</u> <u>---</u>		<u>--</u> <u>--</u> <u>---</u>		.		\
		$\frac{1}{2}$						
	-	(14b) -	14-12-	-	-	-	-	-
	-	-	13	-	-	-	-	5-
	-	-	-	14-12-	-	-	-	4-
	-	-	-	-	14-12-	-	-	2-
	-	-	-	-	-	X\	-	-

<div style="border-top: 1px solid black; width: 1em;"></div>	-	<div style="border-top: 1px solid black; width: 1em;"></div>	<div style="border-top: 1px solid black; width: 1em;"></div>	<div style="border-top: 1px solid black; width: 1em;"></div>	0	<div style="border-top: 1px solid black; width: 1em;"></div>

[illegible]

$\begin{array}{|c|} \hline 1 \\ \hline \end{array}$
 $\begin{array}{|c|} \hline \backslash \\ \hline \end{array}$
 $\begin{array}{|c|} \hline 1 \\ \hline \end{array}$
 $\begin{array}{|c|} \hline \backslash \\ \hline \end{array}$
 $\begin{array}{|c|} \hline \overline{0} \\ \hline \end{array}$
 $\begin{array}{|c|} \hline \overline{0} \\ \hline \end{array}$
 $\begin{array}{|c|} \hline \overline{0} \\ \hline \end{array}$
 $\begin{array}{|c|} \hline \overline{0} \\ \hline \end{array}$

[illegible]
$$\frac{1}{\sqrt{1-x^2}} = \sum_{n=0}^{\infty} \binom{2n}{n} \frac{x^{2n}}{4^n}$$
$$\overline{\begin{array}{|c|} \hline \\ \hline \end{array}} - \begin{array}{|c|} \hline \\ \hline \end{array} + \begin{array}{|c|} \hline \\ \hline \end{array} + \begin{array}{|c|} \hline \\ \hline \end{array} = \begin{array}{|c|} \hline \\ \hline \end{array}$$

PM - Dive with bar

0.. 0 ...fade out

[illegible]

[⁻]	[₋]	&			
whole	half	quarter	eighth	sixteenth	32nd

Oferecimento Lojalele.com.br

Acordes

Ab

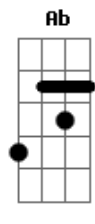


Diagram of a ukulele fretboard showing the Ab chord. The notes are Ab (4th fret, C string), Bb (3rd fret, G string), and C (2nd fret, E string). A barre is shown across the 4th fret of the C and G strings. A '2' is written near the 2nd fret of the E string.

© ukulele-chords.com

E

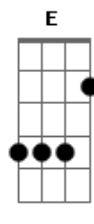


Diagram of a ukulele fretboard showing the E chord. The notes are E (open, C string), G (2nd fret, G string), and B (2nd fret, E string).

© ukulele-chords.com

D

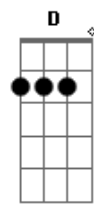


Diagram of a ukulele fretboard showing the D chord. The notes are D (open, C string), F# (1st fret, G string), and A (2nd fret, E string). A diamond symbol is shown above the 1st fret of the G string.

© ukulele-chords.com