

# Feliz7Play (Igreja Adventista do Sétimo Dia) - O Drama da Paixão

tom:

**Eb**

Intro: **Ebadd9 Eb Eb**  
**Ebadd9 Abadd9 Bb Eb**

[Primeira Parte]

**Eb Eb Abadd9**  
Tão inexplicável amor  
**Eb Ab Ebadd9**  
O criador do universo  
**Fm B Cm**  
Veio aqui morrer  
**C7 Fadd9**  
Numa cruz

[Pré-Refrão]

**Abadd9 Bb**  
Entre espinho  
**Ebadd9 F**  
E dor tão cruéis  
**Fm Eb**  
Ele Venceu  
**Ab Bb Bb**  
Revelando o perdão

[Refrão]

**Ab2**  
Ele é Jesus  
**Abm Eb**  
O Filho de Deus  
**Eb Fadd9 Gadd9 Db Abadd9 Bb**  
Por seu amor, o céu se abriu  
**Ab2 Eb**  
Ele é Jesus  
**Abm C Cm**  
O meu Libertador  
**Fm Ebadd9**  
Sua paixão revelou  
**Ab Bb Bb Eb**  
Que existe um Deus vencedor

( **Ebadd9 Eb Eb Ebadd9 Abadd9** )

[Segunda Parte]

**Eb Eb Cm**  
Ele prometeu que virá  
**Eb Ab2 Ebadd9**  
Para trazer vida eterna  
**Eb B Cm**  
Por quem a vida deu  
**Eb Fadd9**  
Lá na Cruz

[Pré-Refrão]

**Ab Bb**  
Foi por amor  
**Eb Fadd9**  
Que morreu por você  
**Ab Ebadd9 Abadd9 Bb**  
Ele Venceu a batalha final

[Refrão]

**Ab2**  
Ele é Jesus  
**Abm Eb**  
O Filho de Deus  
**Eb Fadd9 Gadd9 Db Abadd9 Bb**  
Por seu amor, o céu se abriu

( **Ab2 Eb** )

Ele é Jesus  
**Abm C Cm**  
O meu Libertador  
**Fm Ebadd9**  
Sua paixão revelou  
**Ab Bb Bb Eb Bb**  
Que existe um Deus vencedor

[Ponte]

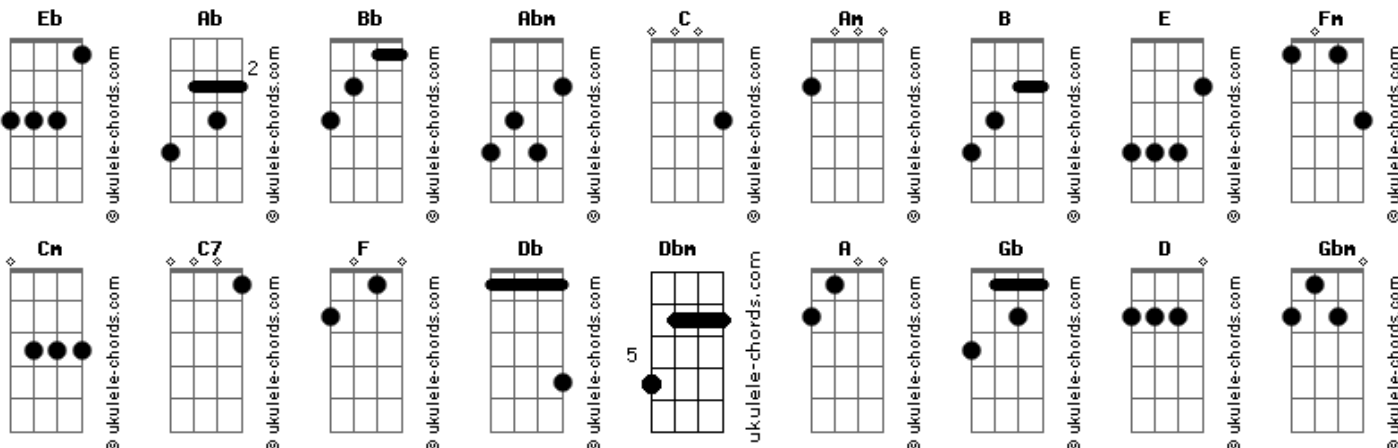
**B Gbadd9 Aadd9 Eadd9 Badd9 Dbm B**  
Hoje ainda seus braços abertos estão  
**A A**  
Te esperan\_\_do

[Refrão]

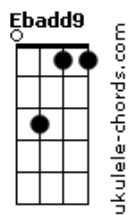
**A2**  
Ele é Jesus  
**Am E**  
O Filho de Deus  
**E Gbadd9 Gb D B B**  
Por seu amor, o céu se abriu  
**A2 E**  
Ele é Jesus  
**Am Db4 Dbm**  
O meu Libertador  
**Aadd9 Eadd9**  
Sua paixão revelou  
**C Dbm Dbm**  
Que o amor já venceu  
**Gbm Eadd9**  
Sua paixão revelou  
**A B B Eadd9**  
Que existe um Deus vencedor

[Final] **Eadd9 E E**  
**Eadd9 Abm Aadd9 Eadd9**

## Acordes

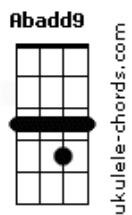


**Ebadd9**  
ukulele-chords.com



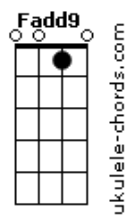
A 4-string ukulele fretboard diagram for the Ebadd9 chord. The strings are numbered 1 to 4 from top to bottom. Frets are numbered 1 to 4 from left to right. The chord is formed by pressing the 1st fret of the 1st string (open 2nd string), the 2nd fret of the 3rd string, and the 2nd fret of the 4th string. The 2nd string is open.

**Abadd9**  
ukulele-chords.com



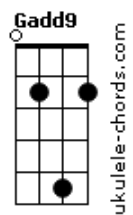
A 4-string ukulele fretboard diagram for the Abadd9 chord. The strings are numbered 1 to 4 from top to bottom. Frets are numbered 1 to 4 from left to right. The chord is formed by pressing the 1st fret of the 1st string, the 2nd fret of the 3rd string, and the 2nd fret of the 4th string. The 2nd string is open.

**Fadd9**  
ukulele-chords.com




A 4-string ukulele fretboard diagram for the Fadd9 chord. The strings are numbered 1 to 4 from top to bottom. Frets are numbered 1 to 4 from left to right. The chord is formed by pressing the 1st fret of the 1st string, the 2nd fret of the 3rd string, and the 2nd fret of the 4th string. The 2nd string is open.

**Gadd9**  
ukulele-chords.com



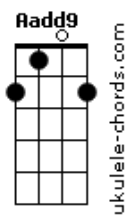
A 4-string ukulele fretboard diagram for the Gadd9 chord. The strings are numbered 1 to 4 from top to bottom. Frets are numbered 1 to 4 from left to right. The chord is formed by pressing the 2nd fret of the 1st string, the 2nd fret of the 3rd string, and the 2nd fret of the 4th string. The 2nd string is open.

**Gbadd9**  
ukulele-chords.com



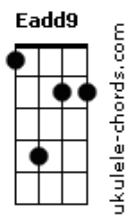
A 4-string ukulele fretboard diagram for the Gbadd9 chord. The strings are numbered 1 to 4 from top to bottom. Frets are numbered 1 to 4 from left to right. The chord is formed by pressing the 1st fret of the 1st string, the 2nd fret of the 3rd string, and the 2nd fret of the 4th string. The 2nd string is open.

**Aadd9**  
ukulele-chords.com



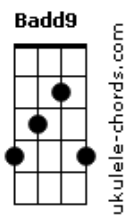
A 4-string ukulele fretboard diagram for the Aadd9 chord. The strings are numbered 1 to 4 from top to bottom. Frets are numbered 1 to 4 from left to right. The chord is formed by pressing the 2nd fret of the 1st string, the 2nd fret of the 3rd string, and the 2nd fret of the 4th string. The 2nd string is open.

**Eadd9**  
ukulele-chords.com



A 4-string ukulele fretboard diagram for the Eadd9 chord. The strings are numbered 1 to 4 from top to bottom. Frets are numbered 1 to 4 from left to right. The chord is formed by pressing the 1st fret of the 1st string, the 2nd fret of the 3rd string, and the 2nd fret of the 4th string. The 2nd string is open.

**Badd9**  
ukulele-chords.com



A 4-string ukulele fretboard diagram for the Badd9 chord. The strings are numbered 1 to 4 from top to bottom. Frets are numbered 1 to 4 from left to right. The chord is formed by pressing the 2nd fret of the 1st string, the 2nd fret of the 3rd string, and the 2nd fret of the 4th string. The 2nd string is open.