

# Fleetwood Mac - Running Through The Garden

Tom: **G**

This song rocks and actually all songs on the album 'Say you will' do.

The way it was tabbed before is not correct. The chords should I always end the verses and this riddle with be:

**E#m** E 7  
B 8  
G 9  
D 9  
A 7  
e 7

**Dbm** E 3  
B 3  
G 5  
D 5  
A 3  
e 3

**Ebm** E 5  
B 5  
G 7  
D 7  
A 5  
e 5

(When the names of the chords are wrong... Blame me... Sorry)

The song starts with the E#m. It's being strummed in a light pattern.  
Play the chords with this pattern in the following order twice  
**E#m Dbm Ebm E#m**

Verse

Then Stevie starts to sing en the drums kick in. The pattern gets heavier. Listen to the song for the right tempo, timing and strumpattern.

Chorus

you go on playing like this.

You can hear another guitar playing throughout the song  
It plays the following:

Lyrics

You can find the lyrics in the album or in the other post.

Remember that the "emphasis" is on the D,G,B,**E**

Like promised here's the solo. Listen to the cd for timing and vibratos  
(etc)

It's not totally correct because lindsey

~ means bend

/ means slide to

hp means hammer-on followed by a pull-off

Then it fades into the song and the song continues  
At the end Lindsey plays this solo again but

again wich I really can't tab out simply because it's to hard to hear.

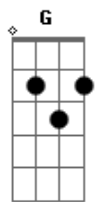
Though if you play the notes twice you can perfectly play along with the song.

Well that's about it. I hope I made lots of people happy with this

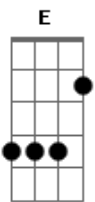
tab. I also hope everything is correct.

If you think it's not... please contact me about the mistakes so I can change them or add your tips to my way of playing

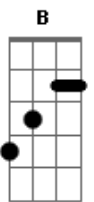
## Acordes



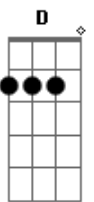
© ukulele-chords.com



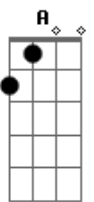
© ukulele-chords.com



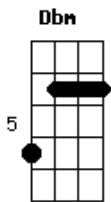
© ukulele-chords.com



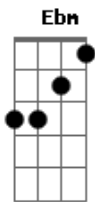
© ukulele-chords.com



© ukulele-chords.com



© ukulele-chords.com



© ukulele-chords.com