

Green Day - Redundant

Tom: A

Versão 1

Tuning : standard tuning (unlike the previous albums, which were tuned down 1/2 step)

Intro: :A :Ab :G :Gb :B :D :A D:A :

A D A D A
We're living in repetition

A D E G A
Content in the same old shtick again.

A D A D A
Now the routine's turning to contention.

A D E
like a production line going over and over and over

roller coaster

Chorus:

A Ab
Now I cannot speak, I lost my voice.

G Gb
I'm speechless and redundant.

B D A D A
'Cause I love you's not enough. I'm lost for words.

Choreographed and lack of passion.
Prototypes of what we were.

Went full circle 'til I'm nauseous.

Taken for granted now.

Now I waste it, faked it, ate it, now I hate it.

Now I cannot speak

Versão 2

Gtr I (E A D G B E) - 'Gtr. 1'
Gtr II (E A D G B E) - 'Gtr. 2'

Q=122
4/4
Gtr II
Q. Q. Q. Q. Q. Q. Q. Q. Q.

:
: Gtr I

Gtr I
E
E Q Q

E
E Q Q

Gtr II
Q. Q. Q. Q. Q. Q. Q. Q. Q.

:
: Gtr I

Gtr I
E
E Q Q

E
E Q Q

Gtr II
Q. Q. Q. Q. Q. Q. Q. Q. Q.
W
:
: Gtr I

Gtr I
E
E Q Q

Gtr II
:
: Gtr I

:

:

E E E Q E E E E E E E H

:
: E E E E E E E E E E E E E Q Q

:

:

:

Q. Q. Q. Q. Q. Q. Q. Q. Q.
W

:
: Gtr I

Gtr II
Q. Q. Q. Q. Q. Q. Q. Q. Q.
W

:
: Gtr I

Gtr I
E
E Q Q

Gtr II
Q. Q. Q. Q. Q. Q. Q. Q. Q. W

:
: Gtr I
: W W W

Gtr I
W
:-----:
:-----:
:-----:
:-----:
:-----:
:-----:
:-----:

Duration Legend

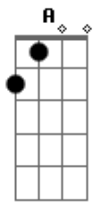
W - whole; H - half; Q - quarter; E - 8th; S - 16th; T - 32nd;
X - 64th; a - acciaccatura
- note tied to previous; . - note dotted; .. - note double
dotted
Uncapitalized letters represent notes that are staccato (1/2
duration)
Irregular groupings are notated above the duration line
Duration letters will always appear directly above the
note/fret number it represents the
duration for. Duration letters with no fret number below them
represent rests. Multi-
bar rests are notated in the form Wxn, where n is the number
of bars to rest for. Low
melody durations appear below the staff

Tablature Legend

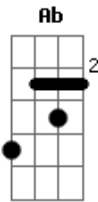
h - hammer-on
p - pull-off
b - bend
pb - pre-bend
r - bend release (if no number after the r, then release
immediately)
\ - slide into or out of (from/to "nowhere")
s - legato slide
S - shift slide
- - natural harmonic
[n] - artificial harmonic
n(n) - tapped harmonic
~ - vibrato
tr - trill
T - tap
TP - trem. picking
PM - palm muting
\n/ - tremolo bar dip; n = amount to dip
\n - tremolo bar down
n/ - tremolo bar up
/n\ - tremolo bar inverted dip
= - hold bend; also acts as connecting device for
hammers/pulls
- - volume swell (louder/softer)
x - on rhythm slash represents muted slash
o - on rhythm slash represents single note slash

POR ANDRÉ ARRUDA RANGEL

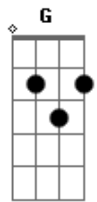
Acordes



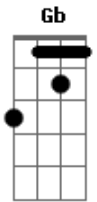
© ukulele-chords.com



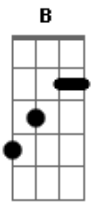
© ukulele-chords.com



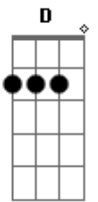
© ukulele-chords.com



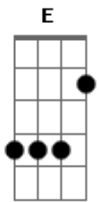
© ukulele-chords.com



© ukulele-chords.com



© ukulele-chords.com



© ukulele-chords.com