

Grey Daze - What Is In The Eye

tom:
F
ok, here they are.... o if ya have n e questions
or comments bout em, email me back
at

Tuning: Standard (EADGBE)
Intro:

VERSE:

Part 1: hold this chord (xx3330) and strum the strings in this order:

4 3 2 1 2 1 2 and
repeat 2x

Part 2:

strum all the chords: DUD p= pull off

repeat ALL of the intro (both part 1 and part 2) several times. listen to the song for timing. for the very last verse: play part 1 once then part once 1, listen to the song to see what im talkin bout.

CHORUS:

let the last note of each measure ring a little (listen to the song for timing)

repeat the actual chorus part 3x

BRIDGE:

ok, if u listen to the song (which ull have to do obviously lol) the bridge goes from high to low, the bass is doin that if u listen carefully, so heres the guitar part:

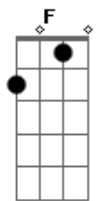
play this chord pretty fast in this pattern (listen to song for timing):
/-//-/-//-///-//

OUTRO:

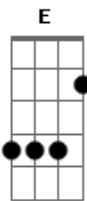
let each chord ring, listen to song for timing.

thats it!!! its really not that hard!!!

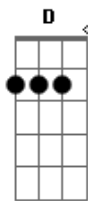
Acordes



© ukulele-chords.com



© ukulele-chords.com



© ukulele-chords.com