

Tim Hardin - How Can We Hang On To a Dream

tom:

Gm

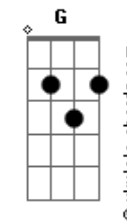
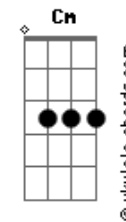
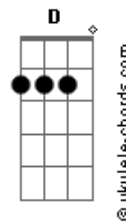
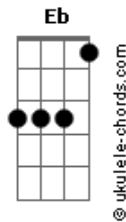
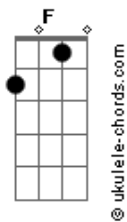
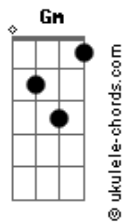
Intro: Gm F Eb D

Gm F Eb D
What can I say, she's walking away
Cm F
From what we've seen
Gm F Eb D
What can I do, still loving you
Cm D
It's all a dream

Eb F Gm
How can we hang on to a dream?
Eb F G
How can it really be the way it seems?

Gm F Eb D
What can I do, she's saying we're through
Cm F
With how it was
Gm F Eb D
What will I try, I still don't see why
Cm D

Acordes



She says what she does

Eb F Gm
How can we hang on to a dream?
Eb F G
How can it really be the way it seems?

(Gm F Eb)
(D Cm D)

Gm F Eb D
What can I say, she's walking away
Cm F
From what we've seen
Gm F Eb D
What can I do, still loving you
Cm D
It's all a dream

Eb F Gm
How can we hang on to a dream?
Eb F G
How can it really be the way it seems?

Eb F Gm
How can we hang on to a dream?