

# Iron Maiden - Childhoods End

Tom: **G**

Tabbed by: Ffcrazydude  
Email: **F**

Tuning: **E A D G B e**

Please be aware that the solo is NOT complete as it uses the whammy bar and mine snapped while i was writing the tab for this song (only guitar :( ). When i have a new guitar ths one is finsihed i will work out the rest of the song, but until then this is what have.

It is the most accurate tab you can find on i think and is in my at least 95% perfect :) i hope its beneficial to people.

Lead  
Intro: Part 1 Intro Part 2 (play first 3 times)

Intro: Part 3 (play 4th time)

Intro: Part 4 (also chorus) (play twice)

Verse

PM . . . . . I'd sail across the ccean  
hundred miles

PM . . . . . Oh just to see  
a smile

PM . . . . . You see it in their faces  
in their tears

PM . . . . . The desperation and the anger  
fear

Chorus

No hope No life  
Just Pain and fear  
No food No love  
Just greed is here

Verse 2

PM . . . . . bend back down

Starvation and the hunger  
and pain The suffering

PM . . . . . PM . . . . .  
The agonies of all our war  
come again when will it

PM . . . . . PM . . . . .  
The struggle for the power  
again a tyrant tries

PM . . . . . PM . . . . .  
Just what the hell is going on  
ever end... when will it

Chorus

No hope No life  
Just Pain and fear

No food No love  
Just greed is here

Solo Part 1:

Important note:

Hold last 11th fret note until you repeat the note again (will represent by putting it in brackets)

(1st time) (play this section 7 times and then...)

(play this once)

(play this 3 times more and then...)

(play this again once more)

Solo Part 2:

Important note:

This requires heavy use of the whammy bar, so make sure you have one! Whammy bar notes be noted with stars around the section that they appear in for example 15--17. If are required to change the note while the whammy bar is still down then it will be noted this 15--17, this means you keep the whammy bar down but change the note. you understand this :) )

Oh and a bend is b, half bend is hb.  
Like wise a b~ is a bend and vibrato at the top of the bend.

1 pick at top of bend and

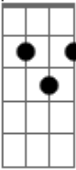
| / slide up  
| \ slide down  
| h hammer-on  
| p pull-off

| ~ vibrato  
| harmonic  
| x Mute note

=====

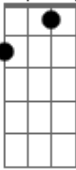
Acordes

G



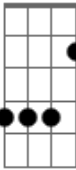
© ukulele-chords.com

F



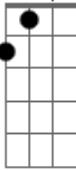
© ukulele-chords.com

E



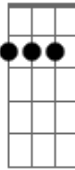
© ukulele-chords.com

A



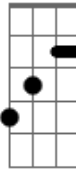
© ukulele-chords.com

D



© ukulele-chords.com

B



© ukulele-chords.com