

Iron Maiden - Children of the Damned

Tom: **E**

by Iron Maiden (Steve Harris)

> Acoustic Intro:

These are just the basic chords. Listen for the picking.

>

> **Em**

>

> **D** **C** **D**

>

Intro: Solo: I've broken this into two main sections. Each one lasts two bars. Swell into the first note of each section with the volume control. The key here is a smooth mellow sound. I haven't shown the

vibrato's

because there is a basic 16th note shallow

vibrato

through the whole solo, just listen to the

record.

Try and pick as few of the notes as possible. Use smooth slides and hammers/pulls to move between

the

notes. Live, I think Dave uses a 4-stage phaser (MXR Phase 90) with a fairly fast rate (about a quarter note). There is a slight variation which

he

plays on the 12 Wasted Years Video which I've

shown.

At the end the **Gb** note is sustained instead of resolving to the E.

Variation:

Acoustic Riff for Verses:

Em **C** **Dadd4**

>

Live, in the second verse, after the line "If he had lived he would have crucified us all" Adrian plays natural harmonics at the 5th fret as follows.

Chorus: I've just shown the basic fingerings for the chorus. You

can pick up the strumming and muting from the record. Note that on alternate repetitions of the riff the

last

two chords are muted and strummed differently.

E(m) **B(m)** **C** **D** **A** **G**

After the second chorus the song breaks out of the chorus with this phrase.

A **G** **Gb** **D** **E**

The rhythm guitar here is just made up of sustained power chords like this. Live, the sound here shimmers due to Dave's phaser. The strumming isn't quite this plain, there are a few muted strums usually before each chord change.

E(m) **D** **C** **D**

The next part is the lead which Adrian plays over the vocals. The note in brackets means that sometimes the phrase finishes with **Gb** and sometimes D.

The next part is the guitar harmony before the solo. The bends at the end of these phrases may or may not be unison bends.

Try them yourself and see what you think.

Gtr I (Adrian)

Gtr II (Dave)

The guitar solo is tapped with the side of the plectrum. The highest note of each triplet phrase is tapped and the other two notes are fingered with the first and third finger of your left hand. The tab as shown is played through twice except the bend in the last bit is bent slightly sharper than the **A** note the second time.

T P H T P H sim. sim.

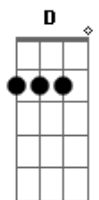
The next bit is right after the solo where Bruce sings Oh! Oh! Oh! Oh! etc.

The next part goes with the remaining vocals, "You're Children of the Damned" etc. It should be noted that the strumming for the rhythm guitar changes here to a more intense pattern. (Same chords as before).

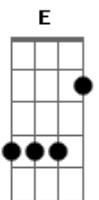
Ending:

Gtr II (Dave)

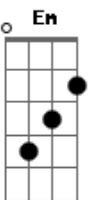
Acordes



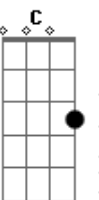
© ukulele-chords.com



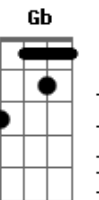
© ukulele-chords.com



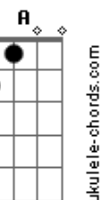
© ukulele-chords.com



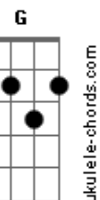
© ukulele-chords.com



© ukulele-chords.com



© ukulele-chords.com



© ukulele-chords.com