

Jefferson Airplane - Watch Her Ride

Tom: **A**

#

Date: Thu, 14 Nov 1996 14:49:14 -0500
 From: Andrew Rogers
 Subject: ./j/jefferson_airplane/

Intro: **Gm7** (Paul Kantner) **Fm7** [see Notes for tuning/fingering]
 / / / / / / / / / / / / / /

Verse 1:

Gm7 [verse 1: hold 2 extra beats]
 I didn't know you were the one for me, I couldn't see
Fm7
 But you were waiting for
Gm7
 Someone to come along and help you out to sing your song
Fm7
 And I was changing

Chorus:

Ebm7 **Fm7**
 All I see is you
Ebm7 **Fm7** **Gm7** [1: Dm7, to post-chorus; 2: D, to bridge]
 All I feel is you for me

Post-chorus:

Cm7 **Dm7**
 And I would really like to watch you ride
Cm7 **Dm7**
 And always feel you by my side
Cm7 **Dm7**
 I would really like to watch you ride
Ebm7
 All on me

Verse 2:

high Now I go stumblin' to the sky and I seem to fly so
 I see you, I feel you
 You have a way of walkin' 'round, your feet they never touch the ground
 And you are shining

[repeat chorus; to bridge]

Bridge:

[8-bar bass solo over D]

D
 Times don't change
 Times don't ever change for me and I know
 That you could be
 The only thing in my world
 The only thing that my mind could find for love
 Love and peace of mind for me
 For me...

Gm7 **Fm7**
 Oh, oh, oh...

Verse 3:

Your shadow in the morning sun becomes my fun and we

can say
 I love you, I love you
 Now morning shines on silver beaches, your life
 flashes through the reaches
 Of my mind, of my mind

Coda:

Gm7
 Of my mind
Cm7 **Dm7**
 And my mind becomes alive with you
Cm7 **Dm7**
 It's all that I can do
Cm7 **Dm7**
 To sit here and let you blow my mind
Cm7 **Dm7**
 Blow my mind, you're so fine
Cm7 **Dm7**
 In my mind, you're so fine
Cm7 **Dm7**
 [Paul:] In my mind, you're so fine
 [Grace:] (...fine) In my mind, you're so fine
Cm7 **Dm7**
 [Paul:] In my mind, in my mind
 [Grace:] In my mind, you're so fine
Cm7 **Dm7**
 [Paul:] You're so fine
 [Grace:] In my mind

Bass:

v v v v v v v v
 v v v v v v v v
 v v v v v v v v

Lead guitar:

Eb [xx88xx] **Eb** [xx78xx]
 v v v v v v v v
Eb **Eb**
 v v v v v v v v
 [triplets; bend gradually to 17...]
Eb
 v v v v v v v v
 [...then to 19!]

Notes:

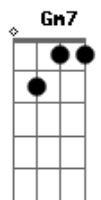
The chords may sound like 7#9s, but there's definitely no major third in them. They're actually minor 7ths voiced with the 7th and 3rd on top, with the low **E** tuned down to **D** to allow the root finger reach:

Gm7 555766 **Fm7** 333544 **Ebm7** 111322
Cm7 111111 **Dm7** 111111
 000211 222433

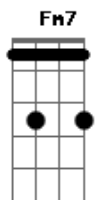
-- another ace 60's tab from Andrew Rogers



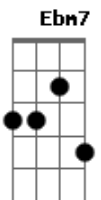
© ukulele-chords.com



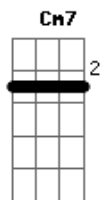
© ukulele-chords.com



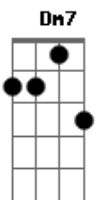
© ukulele-chords.com



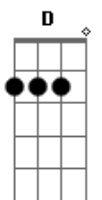
© ukulele-chords.com



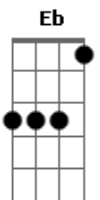
© ukulele-chords.com



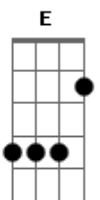
© ukulele-chords.com



© ukulele-chords.com



© ukulele-chords.com



© ukulele-chords.com