

Jet - All You Have To Do

Tom: **G**

G A C Cm E D

For the first 3 seconds of the song, there is a VERY quite Guitar part played on G- Then and the rest of the instruments come in

G G A C Cm
All You Have to Do!...All You Have to Do! Ahhhhhh
Ahhhhh...

(This Next part is the Piano/Vocals part...(with a little guitar)
Ohhh! The things You do.... (even the people, even the music...etc...)

Gone Away There nothing that I could change....

OHhh! The things that you don't do... (even the music, even the people etc..)

Gone Away There nothing that I could change....

then comes the main riff again---

G A C C
All You Have to Do All You Have to Do! Ahhhhhhhh Ahhhhhhhh
(OHh!)

Gone Away

There nothing that I could change....

Then the Main Riff Once more...(Where the Sha la la's come in)

G A C G
D E C A

At this point the Climbing Guitar Solo begins, just follow the chords and change when its supposed to...

Then comes back to...(where Shine On's Come In)

D E C
All You Have to Do! All You Have to Do! Ahhhhhhhh
(shine on) (shine on) (Shine On)
G A C G
(Shine On) (Shine on) (Shine On)
D E C G
(Shine On) (Shine On) (Shineeee

onn...)

At the end the song ends with acoustic guitar and ends

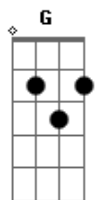
G A C G

The End! Thats pretty Much it!
Any Questions, Quarrels, or Queries welcome, so are suggestions...

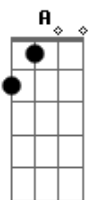
THanks For Readin!

Signed JB!

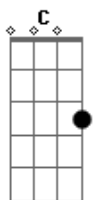
Acordes



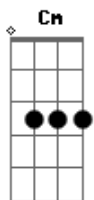
© ukulele-chords.com



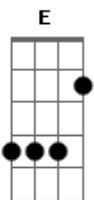
© ukulele-chords.com



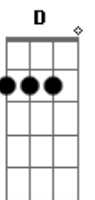
© ukulele-chords.com



© ukulele-chords.com



© ukulele-chords.com



© ukulele-chords.com