

Joan Osborne - Spider Web

Tom: C

From Nic.B Fri Jan 10 09:28:47 1997
Date: Wed, 11 Dec 1996 12:02:36 0000
Subject: o/osborne_joan/

By Osbornehertoff/Lucas/Merendino/Palmaro, from Relish

[riff 1] :

```

||.      G      Bb  G      |
||
beats   1      2      3      4      |
      G      Bb  G      .||
beats   1      2      3      4

```

This strumming (riff 1, guitar 1) goes on in the background pretty much for the whole song (except the Eb D G 'chorus' bit). Over the top of it alternates between guitar 2 playing riff 2 and guitar 3 playing riff 1 over again.

[riff 2] :

```

position V III      V
beats    1      2      3      4

```

[intro]: riff 2 x 4

```

[riff 1]
I dreamed about Ray...
[riff 2]
[riff 1]
[riff 2]

```

```

['chorus'] :
Eb      D G
no more...
Eb D G [riff 2]

```

[riff 2]

```

[riff 1]
he said...
[riff 2]

```

[riff 2]

```

[riff 1]
then Ray took...
[riff 2]

```

```

Eb D G
spider web...
Eb D G [riff 2]

```

[riff 2]

```

[riff 1]
I dreamed about Ray...
[riff 2]

```

```

[riff 1]
he showed me...
[riff 2]

```

```

[riff 1]
the world is made...
[riff 2]

```

```

Eb D G
spider web...

```

Eb D G [riff 2]

[riff 2]

[break] :

C

C Eb C G [riff 2] (G)

C

D F D

D F D G

[riff 2]

```

[riff 1]
when you're feeling...
[riff 2]

```

[riff 2]

```

[over bongos]
when I go to sleep...

```

[riff 2]

```

Eb D G
spider web...
Eb D G
Eb D G      G
ah, spider web...
Eb D G [riff 2]

```

```

[riff 2]
||: all I got's my spider web keeping me alive :||

```

chords :

Most of the strumming is done on the top four strings only

```

x x
|_|_|_|_|
|_|_|_|_|
|_|_|_|_|
|_|_|_|_|
|_|_|_|_|
|_|_|_|_|
|_|_|_|_|

```

so for everything except the 'chorus' (Eb D G bit), just move this shape around

```

E A D G B e
x x 5 4 3 3 - G } in riff1
x x 8 7 6 6 - Bb }

```

```

x x 10 9 8 8 - C }
x x 15 14 13 13 - F }

```

```

3 5 5 4 x x - G }

```

/ is slide up
\ is slide down
h is hammer-on
p is pull-off

7pbr7 is fret at 7, pre-bend to 8 then pick and release bend

```

--/-- is a strum
--x--- is strum but mute the strings at the neck

```

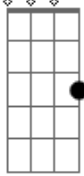
there's still something not quite right with this, any improvements

welcome.....

Nic
Nic.**B**

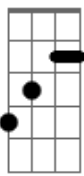
Acordes

C



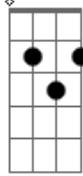
© ukulele-chords.com

B



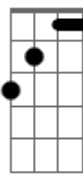
© ukulele-chords.com

G



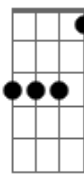
© ukulele-chords.com

Bb



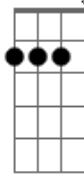
© ukulele-chords.com

Eb



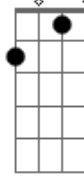
© ukulele-chords.com

D



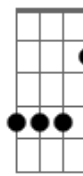
© ukulele-chords.com

F



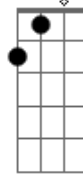
© ukulele-chords.com

E



© ukulele-chords.com

A



© ukulele-chords.com