

John Legend - Show Me

Tom: **F**

This is a pretty easy song by most standards: no capo, no different tuning, just some on an acoustic-electric guitar. But, as always with tabs, listen to the song first and out the beat and strum pattern.

Tabbed by: Jimi Mayer

H- Hammer
P- Pull off
/- Slide

D- x77777
Bf-x33333
F- 133211
C- x35553
A7-x02020

D **B flat**
F

On the pull off, strike the **B** and **E** with your middle finger to let it ring.

C (2nd time **A7**)

Verse goes:

D - x57775 (sometimes its sus so - x57785)
B flat- x13331 (also sometimes a sus - x13341)
F - 133211 (sometimes to get to the **C** chord, he'll do the rift in the intro (second to get to the **C** chord)
C - x35553

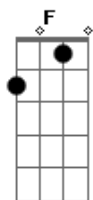
Chorus goes:

B flat- x13331
F - 133211
C - x35553
G - 355433

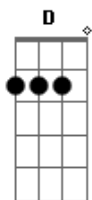
I'm new at tabbing so rate this and tell me how it is :)

--- Falsification

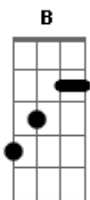
Acordes



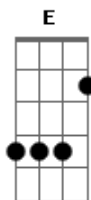
© ukulele-chords.com



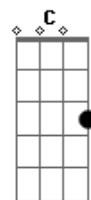
© ukulele-chords.com



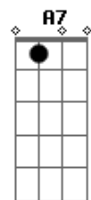
© ukulele-chords.com



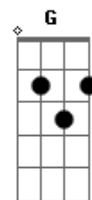
© ukulele-chords.com



© ukulele-chords.com



© ukulele-chords.com



© ukulele-chords.com