

# Lacuna Coil - My Wings

Tom: **C** pattern of Part I/ Gtr. 1.  
 Tuning : Down one whole step to **D G C F A D**

Part Itr. 1: This part is played through almost the entire song.  
 After the first little verse omit the second measure and play the first continuously.  
 (It can also be played using the chord x,x,2,4,5,0).

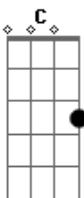
The Part Itr. 2 is played after this.  
 Chorustr. 1

Chorustr. 2: This part is barely audible.

Part Itr. 2 Part IIItr. 2: This part comes right before the last chorus.  
 Basically the guitar alternates between the **A** on the 5th string, 2nd fret and its ocatave on the 3rd string, 4th fret.

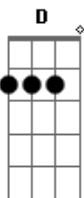
Part IItr. 2: I like to play this part with the strumming The song ends with a D.

## Acordes



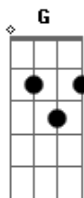
**C**

ukulele-chords.com



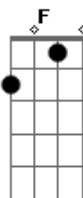
**D**

ukulele-chords.com



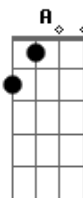
**G**

ukulele-chords.com



**F**

ukulele-chords.com



**A**

ukulele-chords.com