

# Lacuna Coil - Spellbound

Tom: G

Key:

p = Pull off

~ = Let Ring

\ = Slide Down

= Natural Harmonic

Drop D Tuning

Intro:

Pre versechorus

```
E|-7-----3-----0-----|
A|-7 x16--3 x16--0 x16--3-----x-x--5-----|
D|-7-----3-----0-----5 x8--x-x--7 x8--|
G|-----5-----x-x--7-----| x2
B|-----|
E|-----|
```

I dont think there actually is any guitars playing in the verse, but this is what i do.

Verse 1

Chorus

```
E|-7-----3-----0-----|
A|-7 x16--3 x16--0 x16--3-----x-x--5-----|
D|-7-----3-----0-----5 x8--x-x--7 x8--| x2
G|-----5-----x-x--7-----|
B|-----|
E|-----|
```

Pre verse

Verse 2

Chorus

```
E|-7-----3-----0-----|
A|-7 x16--3 x16--0 x16--3-----x-x--5-----|
D|-7-----3-----0-----5 x8--x-x--7 x8--| x2
G|-----5-----x-x--7-----|
B|-----|
E|-----|
```

Pre Solo

Solo - Now, there are two ways to play this solo, one way by using octaves and the other single note tremelo picking, im going to TAB the single note picking, because from you should be able to work out the octave way of doing it.

```
E|-----|
----|
A|-----|
----|
D|-----|
----|
G|-14 x15-\9 x15-
-19-19-19-17-17-17-21-21-21-19-19-19-22-22-21-21--|
B|-----|
----|
E|-----|
----|
```

This part requires slide harmonics. Harmonic on the 6th fret of the G string and slide on the fret board, whilst lightly touching the string.

End of Solo

Chorus

First time play this

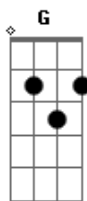
```
E|-7-----3-----0-----|
A|-7 x16--3 x16--0 x16--3-----x-x--5-----|
D|-7-----3-----0-----5 x8--x-x--7 x8--|
G|-----5-----x-x--7-----|
B|-----|
E|-----|
```

Second Time play this

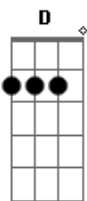
```
E|-7-----3-----0-----2-----|
A|-7 x16--3 x16--0 x24--2 x8-----|
D|-7-----3-----0-----2-----|
G|-----|
B|-----|
E|-----|
```

```
E|-7-----3-----0-----|
A|-7 x16--3 x16--0 x16--3-----x-x--5-----|
D|-7-----3-----0-----5 x8--x-x--7 x8--| x2
G|-----5-----x-x--7-----|
B|-----|
E|-----|
```

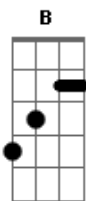
## Acordes



© ukulele-chords.com



© ukulele-chords.com



© ukulele-chords.com