

# Led Zeppelin - Dancing Days

Tom: **G**

**Dancing days**

Led Zeppelin  
 Tom da intro: Sol Lídio  
 (2X):  
 G  
 . . . . 1 . . . . 2 . . . . 3 . . . . 4 . . . .

. . . 1 . . . 2 . . . 3 . . . 4 . . .

(2X):

. . . . 1 . . . 2 . . . 3 . . . 4 . . .

. . . . 1 . . . 2 . . . 3 . . . 4 . . .

**G** **C**

```
[two versions]
Explanation:
~~~~~
/ x           Slide up to x
\ x           Slide down to x
(x y)         Bend up, from x to y           if notes are in
parenthesises
(x v y)       Bend down, from x to y         they are hit once.
([x] y)       Play y bent, [don't play x]
(x - y)       Pull off from y to x
(x h y)       Hammer-on from x to y
~~~x,y        Trill x and y
```

=====

You need to remember that Jimmy Page has this "terrible" habit of recording a lot of guitar parts all together. I find this a real challenge to play one part that covers everything. Sometimes they are just different sounds but the same part, or, different parts combined to make a complex score. I think it is possible that all of this (EVERYTHING!) is slide, though I play it just picking. I have simply placed parts and labeled them so you can put them where they need to be.

```
=====
position.      Basically sliding off the string to open
```

```
:Intro          |           | --- Repeat two times---
-----|-----|-----
-----
----- (2 /3) 2 (/3\2 - 0)----- (2 /3) 2 (/3\2 - 0)-----
-----
-----|-----|-----
-----
-----|-----|-----
-----
-----
-----
-----
-----
-----
```

$$\frac{\sqrt{2}(\sqrt{2}-\sqrt{3})}{\sqrt{2}(\sqrt{2}-\sqrt{3})} = \frac{\sqrt{2}(\sqrt{2}-\sqrt{3})}{\sqrt{2}(\sqrt{2}-\sqrt{3})}$$

```
=====
=====
I found there many variations on the hammers and
pulls.
:Verse
```

-----  
-----  
-----0 3 5----- (5 h6) (6 -5)----- (/9 -7) -9 (9 -7)-----  
-----  
-----0 3 5----- 5-----5----- /6-----6 6-----  
-----  
-----0 3 5----- 5-----5----- /6-----6 6-----  
-----  
-----  
-----  
-----  
-----

-----

----- (/6 -5 h6) -- (6 h8) --- (5 h6) 5-----

-----

----- /5----- -5----- -5----- -5-----

-----

----- /5----- -5----- -5----- -5----- -5-7-5-7-5-----

-----

-----

-----

-----  
-----  
----- (/6 -5 h6) -- (6 h8) --- (5 h6) 5 -----  
-----  
----- /5 ----- 5 ----- 5 ----- 5 -----  
-----  
----- /5 ----- 5 ----- 5 ----- 5 ----- 5-7-5-7-5 -----  
-----  
-----  
-----

(3 -2) -3--2-(3 h5)--(2 h3) -2-----  
-2-----2-----  
-2-----2-----2-3-2-3-

[illegible]

-----2-----2--2--2-----2-----2-----2-3-2-3-(or  
2-3-2-2-3-2)-----  
-----  
-----  
-----  
-----  
=====

:Solo line over Verse

=====

:Solo

-----  
-----  
-----  
-----  
----- (8 10)-- (8 10)--8-8----- (8 10)-- (8  
10)-8-8-6-6-8-6-5-----  
-----  
-----  
-----  
-----  
-----

Dancing Days by Led Zeppelin

This song has at least three guitars, tuned with their high E's to D:  
EADGBD

The opening rhythm is played almost exactly the same by two guitars:  
With this rhythm figure: And the slide on the third measure:

During the vocals, one guitar does this Chuck Berry like thing:

And during the "You know its alright" stuff:

The other guitar plays this:

And during the "You know its allright" part:

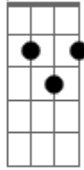
The ascending riff during the vocals is:

The solo goes something like this:

Then just play the rythm riff up here:

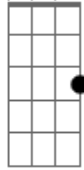
Acordes

G



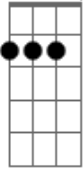
© ukulele-chords.com

C



© ukulele-chords.com

D



© ukulele-chords.com