

# Led Zeppelin - Ramble On

Tom: E

The main acoustic riff is Riff.1. This is the basic feel for the riff and you can add your own variations to make it sound more full. The chord changes are E(E), E7sus4, E2 | A, A, A, A.

Riff.1

Riff.1

Riff.2 (electric) is a clean electric fill during the lyrics, "Ah, sometimes I grow so tired, but I know one thing I've got to do!" Riff.2 (acoustic) is the acoustic part played behind Riff.2 (electric). The chord pattern is E, F#m7, Abm7 | A, F#m7, E.

Riff.2 (electric)

first time -- goto the measure one to give end measure after that bend in the riff

Riff.2 (acoustic)

These two riffs go on top of each other to make the sound more full. These start at "Ramble on, now's the time, the time is now. Sing my

song..."

Riff.3 (electric)

Riff.3 (acoustic)

These riffs are for the first solo. They harmonize quite nicely.

Solo.1 (gtr1)

Solo.1 (gtr2)

Here is the second harmonized solo.

Solo.2 (gtr1)

Solo.2 (gtr2)

This riff starts at the end of the second harmonized solo. The first acoustic riff (Riff.1) is played behind Riff.4.

Riff.4 (electric)

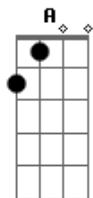
the

This song takes a little practice to get the feel for some of these riffs.

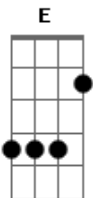
Riff.1 should be easy to pick up and the solos are really easy. Have fun

with this one and get someone to play the acoustic riff while you try to tackle the electric riffs. It should sound pretty nice when complete.

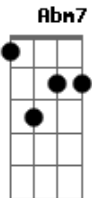
## Acordes



© ukulele-chords.com



© ukulele-chords.com



© ukulele-chords.com