

# Linkin Park - One Step Closer

Tom: **E** Pre-Chorus - Guitar 1

One Step Closer - tabbed by Astat Chorus - Guitars 2 and 3

Guitar 1 - **Db Ab Db Gb Bb Eb** (Distorted w/lo-fi)  
 Guitar 2 - **Db Ab Db Gb Bb Eb** (Distorted)  
 Guitar 3 - **Db Ab Db Gb Bb Eb** (Distorted)

There are seemingly a million and one ways to play the intro to this song. First of all, the 3rd note (muted low **Db** string) also works as a 7th fret harmonic on the same string, and may have actually been played that way, but it's so under-emphasized compared to the 7th fret note on the **Ab** string right after it that it's hard to tell. Speaking of the note on the **Ab** string, I'm not TOTALLY convinced that it's not a harmonic, but after listening to the intro enough times on both the album and live recordings, I'm pretty sure it's a regular note, or at least that Brad plays it that way most of the time. Finally, the second to last note in the intro, the open **Db** string, also sounds just as muted as the 3rd note, but listening to live recordings makes it pretty clear that it's an open string. Anyway, not a whole lot else to note, in the heavy intro/verse riff, the 7x9 octave actually has a middle note on the 7th fret somewhat audible (like how Papercut is), but again, listening to the song live makes it very clear that they're "supposed" to be octaves, so I tabbed them that way. In general, there are a lot of sloppy spots on this recording, if you listen to the isolated guitar track from Rock Band 2, you'll hear quite a few small mistakes here and there, and the spots where they cut and paste different takes of the guitar parts are pretty obvious too (meaning there are more than 3 guitar tracks on the recording, but for simplicity's sake, I've tabbed it this way). For the pre-chorus, the muted strums sound somewhat like 5th fret harmonics due to their close proximity to the 5th fret. On the 2nd pre-chorus, pay close attention to the harmonics in the middle of the 3rd fret, it's very difficult to get them all to ring out clearly, to the point that even Brad basically never gets them right live. Lastly, the muted strums at the end of the 2nd line of the bridge are supposed to be triplets, but Brad is a little sloppy on the rhythm of them on the studio version, so don't worry about it if you're playing along with the studio recording and your timing sounds a little off in that spot. Sorry about how the second pre-chorus looks longer than the first, I had to do that to fit in the "2.7" harmonics - both pre-choruses are actually the same length.

Intro: - Guitar 1 (Palm-muted)

```

|Guitar 1 (Palm-muted)
|
|-----
|-----|
|-----
|-----|
|-----
|-----|
(fade in w/feedback)-5~-----|
|-----
|-----|
|-----
|-----|
|-----
|-----|
|-----
|-----|
|Guitar 2

```

Heavy Intro - Guitars 2 and 3

First Verse - Guitars 2 and 3

2nd Verse - Guitars 2 and 3

```

Pre-Chorus
|-----
|-----|
|-----
|-----|
|-----
|-----|
|-5-----5-----x--x-----x--5-----5-----x--x-----x--5-----5-----
|-----
|-5-----5-----x--x-----x--5-----5-----x--x-----x--5-----5-----
|-----
|-5-----5-----x--x-----x--5-----5-----x--x-----x--5-----5-----
|-----
|Guitar 1
|
|-----
|-----|
|-----
|-2.7-----|
|-----
|-----2.7-2.7-----|
|-----
|-----2.7-|
|-----
|-----
|-----
|-----
|Guitar 2

```

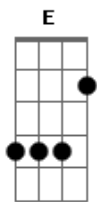
Chorus - Guitars 2 and 3

Breakdown - Guitar 1 (Palm-muted)

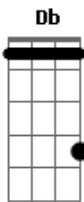
Bridge - Guitars 2 and 3

Final Chorus - Guitars 2 and 3

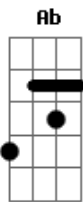
# Acordes



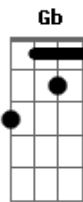
© ukulele-chords.com



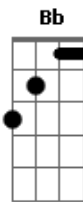
© ukulele-chords.com



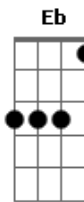
© ukulele-chords.com



© ukulele-chords.com



© ukulele-chords.com



© ukulele-chords.com