

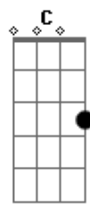
Matchbox Twenty - Could I Be You Intro

Tom: C THE GUITAR TABS.

THIS IS THE INTRO THAT IS PLAYED ON THE PIANO, BUT HERE ARE STILL WORKING ON THE CHORDS.

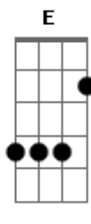
Acordes

C



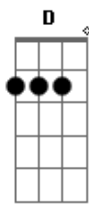
ukulele-chords.com

E



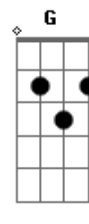
ukulele-chords.com

D



ukulele-chords.com

G



ukulele-chords.com