

# Metallica - And Justice For All Solo

Tom: **C**

Tabbed by Matt,.  
**AND JUSTICE FOR ALL SOLO**

By Matt Bennett

This **TAB** transcription was created using **TAB MASTER** version 1.0

-----  
 -----  
 Transcript index:

b= bend (note in parenthesis is how far ya bend it)

r= release bend

h= hammer on

p= pull off

w= Whammy bar

~= Vibrato

T= pick or finger tap

-----  
 -----

Starts off heavy with heavy distortion:

off with

the "T"

your pick

Here you pull

your fingers and tap

notes with

slow release here

R L R R

NOTE: I don't know how Kirk really does it, but here's how I think it goes.  
 Constantly tap fret 19 with right finger or pick.  
 Notations like "17T19" mean tap 19 and 17 at same time.  
 When done correctly, the first note will sound with the release of the "19". Sound hard? Keep practicing it. It's really fast!

L= Left finger  
 R= Right finger or pick

Numbers indicate finger: 2=index / 3=middle / 4=ring

L R R L R R R L R R L R R L R R L4  
 R L3 R

slide index to fret 12

L2 R L4 R L3 R L2 R /L2 R L4 R L3 R L2 R

slow whammy dive

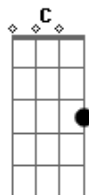
That's it. Email me with corrections and stuff.

:: Ultimate Guitar Archive ::  
<http://>

Swith on Wah and use as filter:

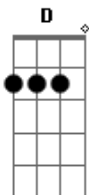
## Acordes

**C**



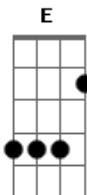
© ukulele-chords.com

**D**




© ukulele-chords.com

**E**



© ukulele-chords.com

**B**



© ukulele-chords.com