

Joni Mitchell - Case Of You

Tom: **G** In the blue TV screen light
 From: (Howard Wright \ (Hman\)) **Em7 D**

From the album 'Blue' I drew a map of Canada
 tabbed by Howard Wright **D D A Bm7**

NOTE :

G D A A2 A

The original has one guitar part and a part for another instrument, (dulcimer ?) which uses an open tuning of some kind, and plays the introduction bit. I've worked out a way of playing this on guitar using an alternative tuning, and I've also written out chord shapes which work well for standard tuning. (All chord shapes given at the end). Please note - I've written the chord names for normal tuning above the TAB for alternative-tuning. The chord names do not necessarily correspond to what the TAB plays. Words are written under the corresponding TAB - I've tried to put the chord changes in the right place with respect to the words, but it might not be 100% accurate.

The dulcimer part using alternative tuning is basically the same for each verse - but I only tabbed it once for the first verse.

For the dobro/dulcimer part use EADA**D** tuning, i.e tune **B** down to **A** and **G** up to A.

\ - slide
 h - hammer on
 p - pull off
 Intro: -----

Verse 1:

D A Bm7

D A Bm7

Just before our love got lost you said

Bm7

I am as constant as a northern star and I said

Em7 D

Constantly in the darkness, where's that at ?

A Bm7 A A A A

If you want me I'll be in the bar

D A

Bm7

With your face sketched on it twice

G Gbm

Oh, you're in my blood like holy wine

Em7 A7sus4 D D2

Taste so bitter and so sweet oh

D A Bm7

I could drink a case of you darling and I would

G D A A D

still be on my feet oh I would still be on my

G Em7 A7sus4 D D2 D A7 D

A D E7 A A A A

Verse 2:

D A Bm7

Oh I am a lonely painter

Bm7

I live in a box of paints

G D

I'm frightened by the devil

A A2 A A A

And I'm drawn to those ones that ain't afraid

D A Bm7

I remember that time you told me you said love is touching souls

Bm7

Surely you touched mine cos

G D

Part of you pours out of me

A D A D A7

In these lines from time to time

G Gbm

Oh You're in my blood like holy wine

Em7 A7sus4 D D D2
Taste so bitter and so sweet

D A Bm7
oh I could drink a case of you darling

G D A
Still I'd be on my feet

A2 A D
I would still be on my

G Em7 A7sus4 D D2 D A7 D

A D E7 A A A A

Verse 3:

D A Bm7
I met a woman she had a mouth like yours she knew your life

Bm7
She knew your devils and your deeds and she said

G D
Go to him, stay with him if you can

A A2 A A
But be prepared to bleed

G Gbm
Oh but you are in my blood you're my holy wine

Em7 A7sus4
You're so bitter

D D D D2

Bitter and so sweet

D A Bm7
Oh I could drink a case of you darling

G D A A
Still I'd be on my feet

A D
I would still be on

G Em7 A7sus4 D D2 D A7 D

A D E7 A A A A A2 A G C

Chord Shapes :

(For normal tuned guitar)

EADGBE EADGBE xx0232 x02220	EADGBE x4x220	EADGBE x24232	EADGBE 3x0033	EADGBE 3x0003	EADGBE x02230
--------------------------------------	------------------	------------------	------------------	------------------	------------------

D A Bm7 G G A A

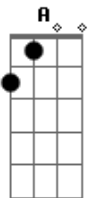
EADGBE EADGBE x2x230 x32010	EADGBE x0225x	EADGBE x02200	EADGBE 244222	EADGBE 022030	EADGBE x02030
--------------------------------------	------------------	------------------	------------------	------------------	------------------

Bm A A2 Gbm Em7 A7sus4 C

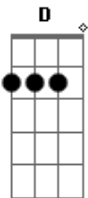
EADGBE xx0234	EADGBE xx0230	EADGBE x0423x	EADGBE x02020	EADGBE x05250
------------------	------------------	------------------	------------------	------------------

D D2 D A7 A7
Any questions, suggestions etc please mail me.

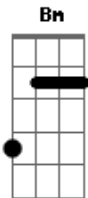
Acordes



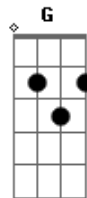
© ukulele-chords.com



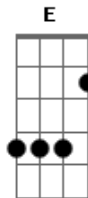
© ukulele-chords.com



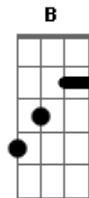
© ukulele-chords.com



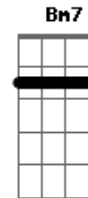
© ukulele-chords.com



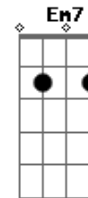
© ukulele-chords.com



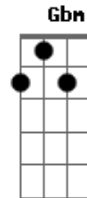
© ukulele-chords.com



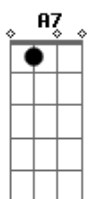
© ukulele-chords.com



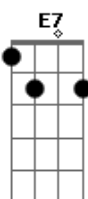
© ukulele-chords.com



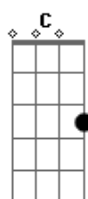
© ukulele-chords.com



© ukulele-chords.com



© ukulele-chords.com



© ukulele-chords.com