

Joni Mitchell - The Wolf That Lives In Lindsey

Tom: **Bb**

From: (Martin Ley)

The Wolf that lives in Lyndsey

From the album 'Mingus'

Tabbed by Martin Ley

Here's the tuning.

>From low to high it is : **C G Eb F B D**

In 'Joni' notation this is : **C 7 8 2 5 4**

You do need to listen to the song to see how it's played. I've really only included the bare essentials (the chord shapes, and a couple of strumming patterns). The song starts off with the bottom **C** hit really hard, and the following harmonics:

Fig **A**

Here's how the song hangs together:

Verses 1, 2 & 4:

Shapes :

C G Eb F B D

7 7 7 0 0 0

Fig **A**

5 5 5 5 5 5

Fig **A**

3 3 3 3 3 3

8 8 10 10 8 8

0 0 1 2 2 0

8 8 9 10 9 8

7 7 7 0 0 0

Fig **A**

5 5 5 5 5 5

Verse 3

C G Eb F B D

7 7 7 0 0 0

5 5 5 5 5 5

2 2 2 2 2 2

9 9 9 9 9 9

5 5 5 5 5 5

7 7 7 7 7 7

5 5 5 5 5 5

2 2 2 2 2 2

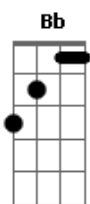
9 9 9 9 9 9

5 5 5 5 5 5

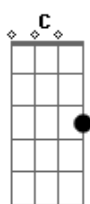
Have fun...

Mart

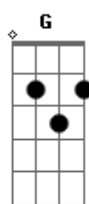
Acordes



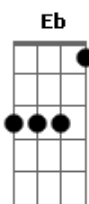
© ukulele-chords.com



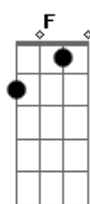
© ukulele-chords.com



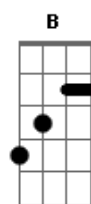
© ukulele-chords.com



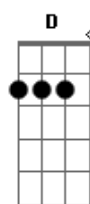
© ukulele-chords.com



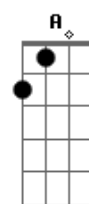
© ukulele-chords.com



© ukulele-chords.com



© ukulele-chords.com



© ukulele-chords.com