

Muse - Dead Star

Tom: **C**

Tabbed by: Rob Joyce

Email:

Tabbed: 10/05/02

(**B** string, **G** string, then **D** string) then back up again (**D** string, **G** string, then **B** string). Hit each note **TWICE** so it has a double-time feel.

First first part

Second second part

and I hope it does well. I listened to the single loads and watched the video (what little bits i could make out anyway!) and im pretty sure its right, although im not sure about the solo near the end.

Anyway, enjoy!

Drop-**D** tuning

=Harmonic

Intro:

Main Riff

(Hit this chord quietly over the 577 bits second time around)

e|---
B|-9--
G|-7--
D|-0--

(these harmonics should be hit on the 3rd fret)

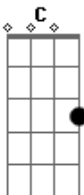
(these harmonics should be hit on the 3rd fret)

Verses

Here are the chords for the Verses. Play the chord high to low,

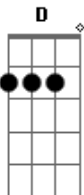
Interlude (after solo)

Acordes



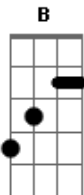
C

ukulele-chords.com



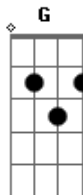
D

ukulele-chords.com



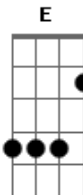
B

ukulele-chords.com



G

ukulele-chords.com



E

ukulele-chords.com