

# My Chemical Romance - The Black Parade (album)

Tom: **D**

Ins.:

Gtr 1 ? Frank Iero  
Gtr 2 ? Ray Toro

## I. INTRO

Gtr 1  
e|-----|  
B|-----|  
G|--just keep repeating this ;p--|  
D|-----|  
A|-----|  
E|-----|  
Gtr 2

## II. VERSE 1

Gtr 2

(continued)

## III. INTERLUDE

Gtr 1

Gtr 2

For verse 2, just play VERSE 1 tab once.

While,  
Gtr 1 (seeks in somewhere in the verse)

Repeat INTERLUDE, but another may play this alternatively (not sure):

Gtr ?

Then for the final play:

Gtr 1

Gtr 2

Gtr 1

Gtr 2

## TRACK NO. 2 ? DEAD!

Ins.:

Gtr 1 ? Frank Iero (right speaker)  
Gtr 2 ? Ray Toro (left speaker)

## I. INTRO

Gtr 1  
e|-----|  
B|-----|  
G|-----|  
D|-----|  
A|-----|  
E|-----|  
Gtr 2

Gtr 1

Gtr 2

(continued)

(continued)

(continued)

(continued)

e|-----|  
B|--8~---|  
G|-----|  
D|-----|  
A|-----|  
E|-----|

## II. VERSE 1

Gtr 1

(continued)

Gtr 2

(continued)

## III. PRE-CHORUS

Gtr 1

Gtr 2

## IV. CHORUS

Gtr 1

(continued)

Gtr 2

(continued)

## V. PRE-VERSE

Gtr 1

Gtr 2

## VI. VERSE 2

Gtr 1

(continued)

Gtr 2 - Repeat Gtr 1 Verse 1

[REPEAT CHORUS]

## VII. BRIDGE

Both Guitars

e|-----|  
B|-----|  
G|-----|  
D|--7--|  
A|--7--|  
E|--5--|

Effects

Then,  
Gtr 1

Gtr 2

## VIII. SOLO

Gtr 1

(continued)



(continued)

(Repeat PRE-CHORUS 2x)

Then, (2:46)  
Both guitars (?)

Gtr 2 (comes in during the 2nd repeat )

ADLIB THING

Gtr 1

PM|  
... |  
(continued)

Gtr 2

PM| .... |

Then it plays something like this:

(Repeat CHORUS 2x - listen to the song for some variations)

End on:  
Both guitars

TRACK NO. 4 ? THE SHARPEST LIVES

Ins.:  
Gtr 1 ? Frank Iero  
Gtr 2 ? Ray Toro

Note: This song sounds like "To The End", right?

I. INTRO

Gtr 2

PM| . . . . . |

II. VERSE 1

Gtr 2 (all palm muted)

PM| . . . . . | . . . . .  
... |  
(continued)

PM| . . . . . | . . . . .  
... |

Then,  
Gtr 1  
  
(continued)

III. PRE-CHORUS

Gtr 1

Gtr 2 (all palm muted)

End on:

Gtr 1

Gtr 2

IV. CHORUS  
(there is a strumming pattern, figure it out :)

Gtr 1

Gtr 2

V. INTERLUDE

Gtr 1

Gtr 2

PM| . . . . . |

Then, for VERSE 2, do the same thing as VERSE 1, but Gtr 2 changes like this:  
Gtr 2 (all palm muted)

PM| . . . . . | . . . . .  
... |  
(continued)

PM| . . . . . | . . . . .  
... |

... (Repeat PRE-CHORUS and CHORUS)

VI. SOLO (not 100% sure)

Both guitars

PM| ... |

Well, during the main solo, I can't seem to hear any rhythm guitar, so I come up with this:

Gtr 2

(continued)

(continued)

(Repeat CHORUS)

VII. OUT-CHORUS

Gtr 1

(continued)

(continued)

Gtr 2

VIII. OUTRO

Gtr 1

Gtr 2

TRACK NO. 5 ? WELCOME TO THE BLACK PARADE

Ins.:  
Gtr 1 ? Frank Iero  
Gtr 2 ? Ray Toro  
Gtr 3 ? Ray Toro (overdubbed)

I. INTRO  
(Piano)

II. VERSE NO. 1

Gtr 1

Then,  
Gtr 2

III. PRE-VERSE

Gtr 1

Gtr 2

Gtr 3

(continued)

Repeat 3 times, then end on:

Both guitars

IV. BREAKDOWN

Gtr 1

(continued)

( Added a high tone )

Gtr 2

(continued)

V. VERSE NO. 2

Both guitars

PM| . . . . . | . . . . .  
. . . . . |

Then,  
Gtr 1

PM| . . . . . |

Gtr 2

PM| . . . . . | . . . . .  
. . . . . |

Then,  
Both guitars

PM| . . . . . | . . . . .  
. . . . . |

Then,  
Gtr 1

PM| . . . . . |

Gtr 2

PM| . . . . . |

VI. CHORUS

Gtr 1

(continued)

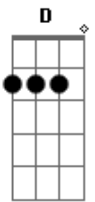
Gtr 2

(continued)

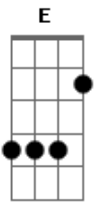
Repeat 1 time.

(Repeat VERSE NO. 2 & CHORUS

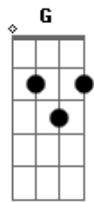
# Acordes



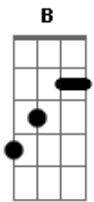
© ukulele-chords.com



© ukulele-chords.com



© ukulele-chords.com



© ukulele-chords.com