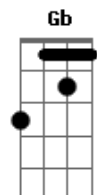


Acordes

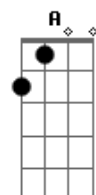
Gb



© ukulele-chords.com

Detailed description: A 4-string ukulele fretboard diagram for the Gb (F#) chord. The strings are numbered 1 to 4 from right to left. Fingering: String 1 has a whole note on the 2nd fret; String 2 has a whole note on the 1st fret; String 3 has a whole note on the 1st fret; String 4 has a whole note on the 1st fret. A thick black bar is drawn across the top of the fretboard, spanning all four strings.

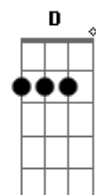
A



© ukulele-chords.com

Detailed description: A 4-string ukulele fretboard diagram for the A chord. The strings are numbered 1 to 4 from right to left. Fingering: String 1 has a whole note on the 2nd fret; String 2 has a whole note on the 1st fret; String 3 has a whole note on the 1st fret; String 4 has a whole note on the 1st fret. A small diamond symbol is placed above the 1st fret line on strings 3 and 4.

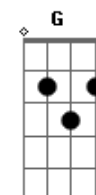
D



© ukulele-chords.com

Detailed description: A 4-string ukulele fretboard diagram for the D chord. The strings are numbered 1 to 4 from right to left. Fingering: String 1 has a whole note on the 2nd fret; String 2 has a whole note on the 1st fret; String 3 has a whole note on the 1st fret; String 4 has a whole note on the 1st fret. A small diamond symbol is placed above the 1st fret line on string 4.

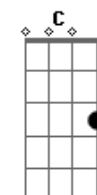
G



© ukulele-chords.com

Detailed description: A 4-string ukulele fretboard diagram for the G chord. The strings are numbered 1 to 4 from right to left. Fingering: String 1 has a whole note on the 2nd fret; String 2 has a whole note on the 1st fret; String 3 has a whole note on the 1st fret; String 4 has a whole note on the 1st fret. A small diamond symbol is placed above the 1st fret line on string 4.

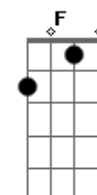
C



© ukulele-chords.com

Detailed description: A 4-string ukulele fretboard diagram for the C chord. The strings are numbered 1 to 4 from right to left. Fingering: String 1 has a whole note on the 2nd fret; String 2 has a whole note on the 1st fret; String 3 has a whole note on the 1st fret; String 4 has a whole note on the 1st fret. A small diamond symbol is placed above the 1st fret line on strings 3 and 4.

F



© ukulele-chords.com

Detailed description: A 4-string ukulele fretboard diagram for the F chord. The strings are numbered 1 to 4 from right to left. Fingering: String 1 has a whole note on the 2nd fret; String 2 has a whole note on the 1st fret; String 3 has a whole note on the 1st fret; String 4 has a whole note on the 1st fret. A small diamond symbol is placed above the 1st fret line on strings 3 and 4.