

# Noel Gallagher - Champagne Supernova

Tom: **Bb**

(com acordes na forma de **G** )  
 Capotraste na 3ª casa  
 Intro: 2x: **G F C G**

Verso 1:

**G**  
 how many special people change?  
**F**  
 How many lives are living strange?  
**C**  
 Where were you while we were getting high? **G**  
**G**  
 Slowly walking down the hall  
**F**  
 Faster than a cannon ball  
**C**  
 Where were you while we were getting high? **G**

Refrão:

**G**  
 Someday you will Find me  
**F**  
**Caught** beneath the landslide  
**C**  
 In a Champagne Supernova in the sky **G**  
**G**  
 Someday you will Find me  
**F**  
**Caught** beneath the landslide  
**C**  
 In a Champagne Supernova  
**G**  
**A** Champagne Supernova in the sky  
 ( **F C G** )

Verso 2:

**G**  
 Wake up the dawn and ask her why?  
**F**  
 A dreamer dreams she never dies  
**C**  
 Wipe that tear away now From your eye **G**  
**G**  
 Slowly walking down the hall  
**F**  
 Faster than a cannon ball  
**C**  
 Where were you while we were getting high? **D**

Refrão:

**G**  
 Someday you will Find me  
**F7M**  
**Caught** beneath the landslide  
**C**  
 In a Champagne Supernova in the sky **G**  
**G**  
 Someday you will Find me  
**F7M**  
**Caught** beneath the landslide  
**C**  
 In a Champagne Supernova  
**G**  
**A** Champagne Supernova

Ponte:

**F7M**  
 'Cos people believe that they're  
**G**  
 Gonna get away For the summer  
**F7M**  
 But you and I, we live and die  
**C**  
 The world's still spinning round

**D**  
 We don't know why?  
**G** **F C G**  
 Why? Why? Why? Why?

Solo: **G F C G**

Verso 3:

**G**  
 How many special people change?  
**F**  
 How many lives are living strange?  
**C**  
 Where were you while we were getting high? **G**  
**G**  
 Slowly walking down the hall  
**F**  
 Faster than a cannon ball  
**C**  
 Where were you while we were getting high? **D**

Refrão:

**G**  
 Someday you will Find me  
**F7M**  
**Caught** beneath the landslide  
**C**  
 In a Champagne Supernova in the sky **G**  
**G**  
 Someday you will Find me  
**F7M**  
**Caught** beneath the landslide  
**C**  
 In a Champagne Supernova  
**G**  
**A** Champagne Supernova

Ponte:

**F7M**  
 'Cos people believe that they're  
**G**  
 Gonna get away For the summer  
**F7M**  
 But you and I, we live and die  
**C**  
 The world's still spinning round  
**D**  
 We don't know why?  
**G** **F C G**  
 Why? Why? Why? Why?

Solo: **G F7M Em Eb F** (x4)  
**Eb F**  
**Eb F**  
**G F C G**

( **G F C G** )

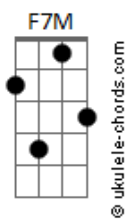
Verso 4:

**G**  
 How many special people change?  
**F**  
 How many lives are living strange?  
**C**  
 Where were you while we were getting high? **G**  
**G**  
 We were getting high  
**F**  
 We were getting high  
**C**  
 We were getting high  
**G**  
 We were getting high  
**G F C**  
 We were getting high

Final: **Eb F** (x3)  
**G**

Acordes

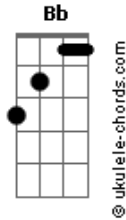
F7M



© ukulele-chords.com

Detailed description: A 4-string ukulele fretboard diagram for the F7M chord. The strings are numbered 1 to 4 from top to bottom. Fingering: String 1 has a half note on the 1st fret; String 2 has a half note on the 2nd fret; String 3 has a half note on the 1st fret; String 4 has a half note on the 3rd fret.

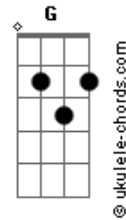
Bb



© ukulele-chords.com

Detailed description: A 4-string ukulele fretboard diagram for the Bb chord. The strings are numbered 1 to 4 from top to bottom. Fingering: String 1 has a half note on the 2nd fret; String 2 has a half note on the 3rd fret; String 3 has a half note on the 1st fret; String 4 has a half note on the 2nd fret.

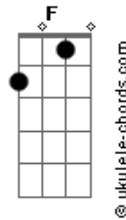
G



© ukulele-chords.com

Detailed description: A 4-string ukulele fretboard diagram for the G chord. The strings are numbered 1 to 4 from top to bottom. Fingering: String 1 has a half note on the 3rd fret; String 2 has a half note on the 2nd fret; String 3 has a half note on the 1st fret; String 4 has a half note on the 3rd fret.

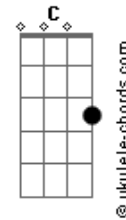
F



© ukulele-chords.com

Detailed description: A 4-string ukulele fretboard diagram for the F chord. The strings are numbered 1 to 4 from top to bottom. Fingering: String 1 has a half note on the 1st fret; String 2 has a half note on the 2nd fret; String 3 has a half note on the 1st fret; String 4 has a half note on the 3rd fret.

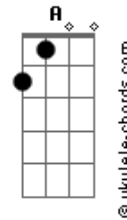
C



© ukulele-chords.com

Detailed description: A 4-string ukulele fretboard diagram for the C chord. The strings are numbered 1 to 4 from top to bottom. Fingering: String 1 has a half note on the 1st fret; String 2 has a half note on the 2nd fret; String 3 has a half note on the 1st fret; String 4 has a half note on the 3rd fret.

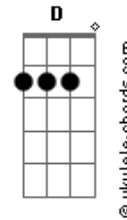
A



© ukulele-chords.com

Detailed description: A 4-string ukulele fretboard diagram for the A chord. The strings are numbered 1 to 4 from top to bottom. Fingering: String 1 has a half note on the 2nd fret; String 2 has a half note on the 3rd fret; String 3 has a half note on the 1st fret; String 4 has a half note on the 2nd fret.

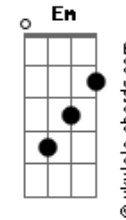
D



© ukulele-chords.com

Detailed description: A 4-string ukulele fretboard diagram for the D chord. The strings are numbered 1 to 4 from top to bottom. Fingering: String 1 has a half note on the 2nd fret; String 2 has a half note on the 3rd fret; String 3 has a half note on the 1st fret; String 4 has a half note on the 2nd fret.

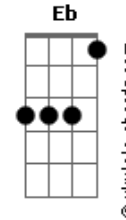
Em



© ukulele-chords.com

Detailed description: A 4-string ukulele fretboard diagram for the Em chord. The strings are numbered 1 to 4 from top to bottom. Fingering: String 1 has a half note on the 2nd fret; String 2 has a half note on the 3rd fret; String 3 has a half note on the 1st fret; String 4 has a half note on the 2nd fret.

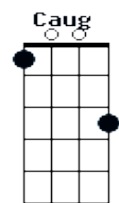
Eb



© ukulele-chords.com

Detailed description: A 4-string ukulele fretboard diagram for the Eb chord. The strings are numbered 1 to 4 from top to bottom. Fingering: String 1 has a half note on the 2nd fret; String 2 has a half note on the 3rd fret; String 3 has a half note on the 1st fret; String 4 has a half note on the 2nd fret.

Caug



Detailed description: A 4-string ukulele fretboard diagram for the C augmented (Caug) chord. The strings are numbered 1 to 4 from top to bottom. Fingering: String 1 has a half note on the 1st fret; String 2 has a half note on the 2nd fret; String 3 has a half note on the 1st fret; String 4 has a half note on the 3rd fret.