

# The Offspring - Genocide

Tom: **F**  
Intro: **G F C**

They're the chords - I hate tabbing rhythm, but I use sort of `d dudu u dd', and finger mute in the fast `dudu' you'll get a nice sound, which will be pretty much what offspring have.

Riff 1:

This is just the upper range on a **D** Aeolian (major)  
I forget how many times it is played (2, I think)...but just listen to the **CD** and count `em... :)

Verse 1:

No guitar...but you could play the bass notes - **G, F, C** - if you get too bored... :P  
(BTW: I haven't got the words...in case you haven't noticed...)

At the end, there's a bit of a solo on **G**, on the **D** string - the 5th fret. It's all distorted anyway, so the rhythm doesn't matter so much.

Chorus:

Dog Eat dog...(something like that... :P )

**G bB F C**

Rhythm? I double strum a bit because it feels good. ;) Otherwise, I guess you could match the singer...but I reckon anything would sound good, since the distortion is

probably up to 10 already...

Then, play that riff a few times (again, how many is something beyond my knowledge...)

Verse 2:

Same story as 1 - it's mostly bassy...  
at the end, play the intro chords - **G, F, C**.

Bridge:

Our time is up....

**bE C**

One two three four....

Chorus - **G, bB, F, C**  
Riff 1

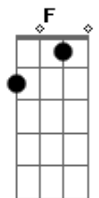
Riff 2:

Okay: this is palm muted, with big-time distortion. I reckon it'd be nice to chuck the reverb on a bit, too, but I haven't yet tried it. They are just powerchords (same chords as the chorus). I don't know how many times to repeat (my big failing... :P ) but just listen to the **CD** and count `em...

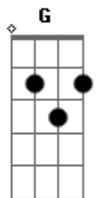
To end up:

Chorus  
Riff 1  
End on a **G** powerchord and let ring...

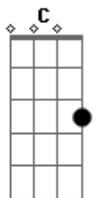
## Acordes



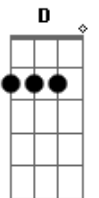
© ukulele-chords.com



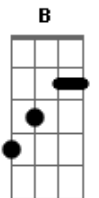
© ukulele-chords.com



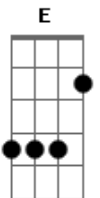
© ukulele-chords.com



© ukulele-chords.com



© ukulele-chords.com



© ukulele-chords.com