

# Pearl Jam - Daughter

Tom: **G**

Versão 1  
-----  
Intro: **E** PARTE **I**

Alone, listless. Breakfast table in an otherwise empty room.  
Young girl, violence. Center of her own attention.  
The mother reads aloud, child tries to understand it.  
Tries to make her proud.  
...

**Em Em Em Em Em Em Em Em G G**  
The shades go down.... It's in her head.  
**Em Em Em Em Em**  
Painted room. Can't deny there's something wrong.

Repete INTRO **E** PARTE **I**

Don't call me daughter. Not fit to.  
The picture kept will remind me.  
Don't call me daughter. Not fit to.  
The picture kept will remind me.  
Don't call me...

**(Em Em Em Em Em Em Em Em G G)**  
**Em Em Em Em Em Em Em**  
She holds the hand that holds her down.  
**Em Em**  
She will rise above.

Ooh... Oh.

Base do Solo e final da música (Intro e Parte I)

Versão 2  
-----

From: Paul **D**

Okay, I'm not sure if **Daughter** has been tabbed correctly here, tuning and all. And I've seen requests for it in the past few weeks. I got the tuning from an interview with Stone Gossard in a guitar mag and the tab from a guy I met at the beach. I was jamming on the boardwalk in Ocean City, MD and this guy came up and asked if I wanted to know "**Daughter**" and I said sure, so he showed me...  
Correct tuning  
The tuning is as follows:  
Your low **E** comes up to G.  
Your **A** goes down to the exact same G.  
Your D, G, and **B** strings stay the same.  
And your high **E** goes down to D.

The little intro arpeggio is like this:

Then the guitar comes in full force and goes on throughout the verses:

I'm no lead player ("jus' acoustic, man, jus' acoustic") so

look elsewhere  
for the solo. Any and all corrections or augmentations welcome...

Received: from husc7.harvard.edu (husc7.harvard.edu [128.103.25.7])

Wed, 9 Feb 1994 15:27:51 -0800

Date: Wed, 9 Feb 94 18:27:49 -0500

Subject: **Daughter** by Pearl Jam

Newsgroups: alt.guitar.tab  
Subject: TAB: "**Daughter**" by PJ, Here it is!!!  
Date: 15 Nov 1993 23:26:31 GMT  
Organization: University of Illinois at Urbana  
Lines: 83

Keywords: guitar

Alright, I finally figured it out, and I am pretty sure this is accurate. The trick is to figure out the tuning that Stone is using. He plays all the open strings at the very beginning, although I just messed around till I got it. The tuning is: (drum roll, please)

**D**  
**B**  
**G**  
**C**  
**G**  
**E**

That's with the lowest string (low **E**) on the bottom folks.

After that, the chords just kind of fall into place:

**G D C C**

Don't call me.....**Daughter**  
During the verses (no pun intended), play the above figure once, and then again, substituting the **G** chord for the **Cadd9**, (i.e, the last chord). If you listen VERY closely to the intro, that's what he's playing. The chorus figure is just as written above, with some variations (maybe) but not much. The end of the chorus goes:

left will re mi- i- ind me. Don't call me...

And now here is the bridge. I'm pretty sure that this is easier played with 2 guitars, one in standard tuning, along with the bass, but I, being the glutton for punishment that I am, have figured out a way to play it in this tunig.

**Em Em**

But you can also just play the 2nd and 3rd strings (**B** and **G**).

The outro is basically the same chords, with the same bassline, and the weirdly tuned guitar plays this trill thingy:

**E F I---4---I C** string

And the normal guitar plays an **Em** chord up high in the

12 position. Just barre the 12th fret on the top 3 strings. Or you can play the **Em** like this.  
Normal guitar, top 3 strings:  
I----7----I  
I----8----I  
I----9----I

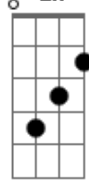
Also suggested:  
[ I-0----- 0-----0-----0-00I ]

So there you have it. And if some guitar magazine posts this song this month (and I'm sure they will) I will be pissed. I also figured out a few other songs on this album as well as everything on the previous one. And I figured out "SEASONS" for any alternate tuning buffs out there. Mail me if you want something, go ahead use me.

Date: Sun, 23 Jul 1995 11:18:18 -0500  
From: Wilson Miner  
Subject: (fwd) Tab: Pearl Jam **Daughter** Solo Newsgroups: alt.guitar.tab  
Status: 0

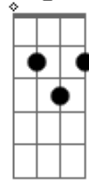
Acordes

**Em**



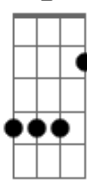
ukulele-chords.com

**G**



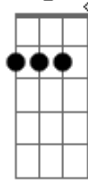
ukulele-chords.com

**E**



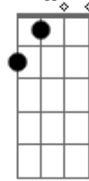
ukulele-chords.com

**D**



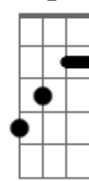
ukulele-chords.com

**A**




ukulele-chords.com

**B**



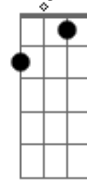
ukulele-chords.com

**C**



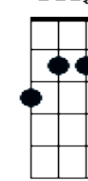
ukulele-chords.com

**F**



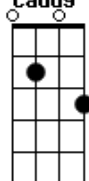
ukulele-chords.com

**Daug**



ukulele-chords.com

**Cadd9**



ukulele-chords.com

X-Status:  
  
bend till feedback  
  
Greetings all...This being my first contribution to this site, I hope it's correct...:)  
  
All corrections, comments, etc.. welcome, and invited.  
  
Notation: Hammer-On (Pull-off)  
~ Bend  
Whammy Bar  
  
Key of G: (First section easiest w/a 3rd fret 2nd position **G** chord...)  
  
(Not too sure here..Vedder's singing)  
  
(let ring)  
  
Enjoy!